



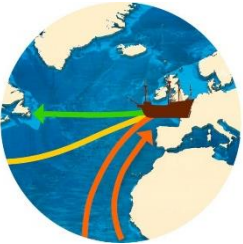





# Year 5 Project Homework for **Off with Her Head! (Tudor topic)** – Spring term 2

 <p>Make sketches of Tudor costumes for children and adults - rich and poor - and design your own Tudor brooch, ring or headdress. Take a photograph of yourself wearing your item in your most 'stately' pose. Use websites and books from your local library to find out about garments, styles and decorative details.</p>	<p>Discover all about Tudor buildings. Find out about the jetty, styles of chimney, wattle and daub and any other features you can. Create a model of a building in the Tudor style. Be creative with your materials!</p>  	<p>Watch this video of Tudor dancing: <a href="https://www.bbc.co.uk/bit/size/clips/zt4kjsx">https://www.bbc.co.uk/bit/size/clips/zt4kjsx</a> Research Tudor dances, and compose your own dance, using knowledge of the customs and lifestyle of Tudor people to inform your composition.</p> 	
<p>Tudor times were a great period of sea voyages and global exploration. Find out the names of some Tudor explorers and the new products they brought home. Be creative in how you record your research! You could plot their journeys on a world map and create an informative poster!</p> 	<p>What can you find out about Anne Boleyn's family and her childhood? Put your findings in a presentation to show the class.</p> 	<p>Visit Tudor hotspots in York with your family. Why don't you visit the Shambles or do the 'Henry Tudor Walking Tour of York'? Create a poster to showcase your day of learning!</p> 	<p>Decorate an egg in the theme of 'Off with Her Head!' (Easter link)</p> 

Please complete **THREE** over the half-term and send them in as soon as they are complete. Tasks can be completed in a variety of ways – be as creative as you want!

