




Our topic for the new half term would be... **PLAYLIST**

	Morning		Afternoon
	FITNESS/PE: In the last half term each year, we take children on to the field each day to do the 'Mile a Day' challenge. Children of key workers, as well as those in Y1 and Y6 will be doing this in school, so have a go in your local area this week as part of your home learning!		Begin your afternoon with some handwriting practice. Look below at the songs we are focusing on – why not find the lyrics online and use them during handwriting sessions?
Mon	<p><u>English</u> <u>Poetry & Sound</u></p> <p>Watch and listen carefully to the poem, 'The Sound Collector', by Roger McGough using the link below:</p> <p>https://www.bbc.co.uk/bitesize/clips/z9h2tfr</p> <p>Watch the clip again and see if you can replicate the sounds that have been 'collected'.</p> <p>Make a list of the sounds that have been 'collected' from the poem. (These sounds are from a typical morning routine.)</p> <p>Task: Create a 'Sound Collector' poem for a different context that you are familiar with e.g. a football match, visit to the zoo, the school dining hall, the school playground, or the swimming baths.</p> <p>As a guide you could listen to a clip online of your chosen context/close your eyes and</p>	<p><u>Maths</u></p> <p>ALL WEEK 15 min warm up...</p> <p>There are new Purple Mash activities or use an alternative maths website for mental maths.</p> <p>Visit the following website...</p> <p>https://www.bbc.co.uk/bitesize/articles/ztfrrsk7</p> <p>Lesson 1 - Interpret charts.</p> <p>Read the information and watch the video/s. Scroll down to the activities below:</p> <p>Activity 1:</p> <p>Have a look at the Whizz Education worksheet and write your answers on paper. There is an answer sheet available also.</p>	<p>New spellings available on Spelling Shed – '-cher and -tcher'</p> <p>Find the words below this table. With a bit of practice, these words should be suitable for everyone.</p> <p>The Hive game on Friday will focus on these words.</p> <p>WELL DONE to those who attend the Hive games every week – you have been amazing!</p> <p>Remember to choose an activity from the Spelling Menu (below this table). Finding definitions and using the words in sentences is always very important too. These strategies will help the words stick in the children's minds, especially when there isn't a clear rule to learn and apply.</p>

	<p>imagine you are there, then list the sounds you can/would be able to hear, then create your poem!</p>		
Tues	<p><u>English</u> <u>Learning a poem off by heart</u></p> <p>Follow the link below: https://www.bbc.co.uk/bitesize/articles/zs9csk7</p> <p>Read the information and watch the 2 videos.</p> <p>Task: Complete the 4 short activities that are detailed underneath the videos.</p>	<p>Lesson 2 - Interpret charts (continued).</p> <p>https://www.bbc.co.uk/bitesize/articles/ztfrsk7</p> <p>Recap the information and video/s. Scroll down to the activities below:</p> <p>Activity 2:</p> <p>Make a chart following the instructions.</p> <p>Activity 3:</p> <p>Guardians of Mathematica game (Swamp of Statistics).</p>	<p><u>MUSIC / GEOGRAPHY</u></p>  <p>On tour with James Arthur! Zoom in on the picture above to find locations of gigs on his 2020 tour. Using the blank map below or one you've drawn or found yourself, map out the towns James visited, labelling them precisely.</p> <p>Extension: Can you find out which counties he visits? <i>You may remember some of them from our work on the Anglo-Saxons.</i> Add to your map pictures of famous landmarks that he may visit or see, e.g. Big Ben in London.</p>
Wed	<p><u>English</u> <u>Planning an ACROSTIC poem.</u></p>	<p>Lesson 3 – Introducing line graphs.</p> <p>Visit the following website... https://www.bbc.co.uk/bitesize/articles/zqv8bgt</p>	<p><u>Music/PSHE – Purple Mash</u></p> <p>The Climb – Miley Cyrus https://www.youtube.com/watch?v=qoIUC13bwMc</p>

	<p>Definition - In an acrostic poem, the first letter of each line spells a word. The word is the subject of the poem. For example:</p> <p>Stars up in the sky.</p> <p>They sparkle with love.</p> <p>All so glorious.</p> <p>Radiant above.</p> <p>Task: You have spent a lot of time with your family in your house recently, think carefully about what these people mean to you, what they are doing to keep you safe, how they make you smile and think about the family you might be missing.</p> <p>Using the above information, write down some notes to help you plan your acrostic poem.</p>	<p>Read the information and watch the video 'Introducing line graphs part a'. Scroll down to</p> <p>Activity 1:</p> <p>Have a look at the Whizz Education worksheet and write your answers on paper. There is an answer sheet available also.</p>	<p>Play the recommended song, listening carefully to the lyrics and singing along if you know them. What is the meaning/message of the song?</p> <p>Complete the following Purple Mash task: My Ambition</p>
Thurs	<p><u>English</u></p> <p><u>Planning an ACROSTIC poem.</u></p> <p>Today, you need to think about the words you will use in your poem to make sure it is well described.</p> <p>REMEMBER:</p> <p><i>Nouns:</i> names of things or people.</p> <p><i>Adjectives:</i> describing words to say what someone/something is like.</p> <p><i>Verbs:</i> doing words like hug, cook, play etc.</p> <p>Task: Make a table with the above headings. Use your sentences from yesterday and write words under correct headings.</p>	<p>Lesson 4 – Introducing line graphs (continued).</p> <p>Visit the following website...</p> <p>https://www.bbc.co.uk/bitesize/articles/zqv8bqt</p> <p>Read the information and watch the video 'Introducing line graphs part b'. Scroll down to</p> <p>Activity 2:</p> <p>Have a look at the Whizz Education worksheet and write your answers on paper. There is an answer sheet available also.</p>	<p><u>Music/PSHE – Purple Mash</u></p> <p>Shiny, happy people – REM</p> <p>https://www.youtube.com/watch?v=1H20W0e_oSM</p> <p>Play the recommended song, listening carefully to the lyrics and singing along if you know them. What is the meaning/message of the song?</p> <p>THIS ONE IS QUITE OBVIOUS!</p> <p>Complete the following Purple Mash task, thinking about what makes you happy: Muslim Choir</p>

	Then, draft your poem: F A M I L Y		
Fri	<p>HIVE GAME at 10am on Spelling Shed</p> <p>English</p> <p><u>Writing an ACROSTIC poem.</u></p> <p>Task: Use a clean piece of paper and write the final version of your poem in your best handwriting.</p> <p>Then, decorate your page by creating illustrations to show what your poem is about.</p> <p>After you have done this, practise your poem and perform it to your family.</p> <p>Challenge: Use your skills from earlier this week and see if you can learn and recite your poem off by heart!</p>	<p>Lesson 5 – Friday Maths Challenge</p> <p>Visit the following website...</p> <p>https://whiterosemaths.com/homelearning/year-4/</p> <p>Go to the pink rectangle entitled Summer Term – week 10 (w/c 29th June) and expand it by pressing the +</p> <p>Scroll to the bottom for the Friday Maths Challenge!</p>	<p><u>Music/PSHE – Purple Mash</u></p> <p>Who says? – Selena Gomez https://www.youtube.com/watch?v=akaRg5C1VO8</p> <p>True Colours – Cindi Lauper https://www.youtube.com/watch?v=U7xjYeWOhbU</p> <p>Play the recommended songs, listening carefully to the lyrics and singing along if you know them. What is the meaning/message of the songs?</p> <p>Complete the following Purple Mash task: My Identity</p> <p><i>We will ensure that your new teacher sees these so that they can find out about you, so make sure it's your best work!</i></p>

Root words ending in -tcher and -cher









Verbs are often turned into nouns by adding 'er', e.g. stretch – stretcher. The first ten words are new words that follow this pattern. We have added five '-ture' words from earlier in the year to try to trick you because they sound similar.

stretcher
catcher
butcher
sketcher
snatcher

voucher
teacher
preacher
poacher
scorcher

adventure
puncture
departure
moisture
creature

SPELLING MENU

1. ABC Order  Write all of your spelling words in alphabetical (ABC) order.	2. Word Parts Write your words. Then use a coloured pencil to divide the words into syllables. e.g. jumping caterpillar	3. Other Handed Write each word 5 times, switching the hand you write it with each time. Say the word as you spell it.	4. Vowel Spotlight Write your words using one colour for the vowels and another colour for the consonants. (vowels: a, e, i, o, u)
5. Use Technology Type out your spelling words on the computer. Try to use at least 4 different fonts. 	6. Pyramid Words s sp spe spel spell spelli spellin spelling (or make them boat shaped, star, smiley face, etc.)	7. "Ransom" Words "Write" your words by cutting letters out of a newspaper or magazine and gluing the letters on a piece of paper to spell your words. 	8. Rainbow Words Write your spelling words with coloured pencils. Make each letter a different colour. 
9. Scrambled Words Write your words. Then write them again with the letters mixed up. Can you unscramble them again the next day? e.g. watch - cwhta	10. Silly Sentences Write 3 or more sentences that use all your spelling words. 	11. Prefixes and Suffixes Underline the prefixes and suffixes in the words you are learning. Make sure you know what they mean. e.g. <u>important</u> happi <u>ness</u>	12. Word Search Create your own word search with your spellings. Show the answers to your puzzle in a different colour. 
13. Flashcards Make and practice with flashcards. Put the word on one side and definition (meaning) on the other. 	14. Picture & a Story Draw a picture defining each word. Write a sentence about your picture using the word.	15. Words without Vowels Write all of your words replacing vowels with a line. Go back and see if you can fill in the vowels. e.g. q--st--n = question	16. Train Words Write the entire list end-to-end as one long word. Write each new word in a different colour. e.g. trainbackstop
17. Write a Story, Poem or Song with Words Write a story using all your spelling words. Underline the words you used.	18. Bubble Letters Write your spelling words out in bubble writing. 	19. Words Within Words Write each spelling word and then write at least 2 words made from that word. e.g. catch - cat, hat	20. Picture words Draw a picture and hide your spelling words in the picture.

