






Our topic for the new half term would be... **PLAYLIST**

Therefore, there will be lots of activities related to music and sounds!

	Morning		Afternoon
	Start your morning with some exercise in your local area (now that some restrictions have been lifted). Perhaps a 1k, 2k or 3k run or walk. Alternatively, complete a Joe Wicks exercise routine: https://www.youtube.com/user/thebodycoach1 ,		Begin your afternoon session with some handwriting. Copy a paragraph from a reading book or write out this week's spelling words.
Mon	<p>This week's English is poetry. Children will need to follow the lesson by lesson sequence on the website below that we have used in previous weeks.</p> <p>https://www.thenational.academy/online-classroom/year-4/english#subjects</p> <p>'Genre focus: Poetry' Lesson 1, Poetry - Reading comprehension, word meaning.</p> <p>Each lesson is split into 4 main sections, shown below.</p> <ol style="list-style-type: none"> Introductory quiz Video Worksheet Exit quiz <p>Follow them and complete the activities explained by the teacher.</p> <p><i>Notice the green 'Resume Video' button in the top right. This allows you to access the video at any point which is useful when you</i></p>	<p>Maths</p> <p>ALL WEEK 15 min warm up...</p> <p>There are new Purple Mash activities or use an alternative maths website for mental maths.</p> <p>Visit the following website...</p> <p>https://whiterosemaths.com/homelearning/year-4/</p> <p>Find the pink rectangle tab that is called 'Week 2' (you may need to scroll down to the bottom for this) and click on the + sign on the right edge of it to expand this sequence of lessons.</p> <p>Today's lesson: Divide 2 digits by 10</p> 	<p>NEW SPELLINGS</p> <p>Find your new spelling list underneath this table and on Spelling Shed. Start to practise these words and complete at least one activity from the Spelling Menu.</p> <p>NOTE: ALL CHILDREN WILL RECEIVE THE SAME SPELLINGS THIS WEEK.</p> 

	<i>need to see a text/information and answer questions simultaneously.</i>	<p>Each lesson contains a tutorial video, that can be paused when questions are asked, as well as an activity sheet and answer sheet, found just to the right of the video. You don't need to be able to print the questions to tackle them – simply record your answers on a separate piece of paper.</p> <p>These lessons build on knowledge for last week's maths sequence; if you didn't complete these, it might be best to go back and work through them.</p>	
Tues	Lesson 2, Poetry - Reading comprehension, language	<p>Lesson 2 – Hundredths</p> <p>Follow the same instructions as on Monday to find the next lesson in the sequence.</p> <p>https://whiterosemaths.com/homelearning/year-4/</p>	<p>Sound survey – see pdf document on the website.</p> <p>Pitch and volume. Investigating how high or low, and how loud or quiet sounds are. Complete the table on the sound survey, listening out for sounds in or around your home.</p> <p>Complete the activity underneath this table containing everyday items, starting with the hair dryer, deciding on their pitch and volume.</p>
Wed	Lesson 3, Poetry – Features of poetry	<p>Lesson 3 – Hundredths as decimals</p> <p>Follow the same instructions as on Monday to find the next lesson in the sequence.</p> <p>https://whiterosemaths.com/homelearning/year-4/</p>	<p><u>Science: sound</u></p> <p>Sound waves, vibrations and making a glass harp with Mylene Klass.</p> <p>https://www.youtube.com/watch?v=JnahwSOFi34</p>
Thurs	Lesson 4, Poetry – SPaG focus, expanded noun phrases	<p>Lesson 4 – Hundredths on a place value grid</p> <p>Follow the same instructions as on Monday to find the next lesson in the sequence.</p> <p>https://whiterosemaths.com/homelearning/year-4/</p>	<p><u>The Ear</u></p> <p>See diagram of the ear below this table. Watch the following video and try to work out the labels.</p> <p>Extend this by writing a sentence next to each one explaining the role it plays in hearing. You may need to search the internet for more information for some parts.</p> <p>Extend further by completing your own detailed, scientific drawing of the ear.</p>

			https://www.youtube.com/watch?v=pXm1KOfI4TU
Fri	<p>HIVE GAME – ei, eigh, ey at 10am</p> <p>Lesson 5, Poetry – write a repetitive poem</p>	<p>Lesson 5 – Divide 1 or 2 digits by 100</p> <p>Follow the same instructions as on Monday to find the next lesson in the sequence.</p> <p>https://whiterosemaths.com/homelearning/year-4/</p>	<p>A couple of fun ideas for a Friday pm...</p> <p>Life with no sound...</p> <p>Use the sign language guide below this table to learn some basics, e.g. your name / the names of family members.</p> <div data-bbox="1722 308 1993 707" data-label="Complex-Block">  <p>Listen to your favourite songs.</p> <p>Identify the instruments you can hear.</p> <p>Classroom secrets</p> </div> <p>Encourage children to concentrate on the music and the sounds made by different instruments. Use effective adjectives to describe the sounds. Discuss the tempo/rhythm.</p>


Spellings with the ai sound spelled ei, eigh or ey.


Although these words may appear more straightforward than usual, it is common for children to use the incorrect spelling of the sound so it is important that this rule is recapped.

The words towards the bottom are **homophones** so we have included a few extra words (that don't contain ei, eigh or ey) to help children understand the difference.


beige
veil
reindeer
abseil
weight
eight
neighbour
neigh
survey
obey
reign - the time when a king or queen is in power.
rein - used to control a horse.
rain - drops of water falling from a cloud.
vain - thinking a lot of yourself.
vein - a tube carrying blood around the body.
slay - to kill, especially in battle.
sleigh - a vehicle to carry people over ice and snow.
pray - an act of religious worship.
prey - an animal that is hunted and killed by another for food.

SPELLING MENU


1. ABC Order  Write all of your spelling words in alphabetical (ABC) order.	2. Word Parts Write your words. Then use a coloured pencil to divide the words into syllables. e.g. jumping caterpillar	3. Other Handed Write each word 5 times, switching the hand you write it with each time. Say the word as you spell it.	4. Vowel Spotlight Write your words using one colour for the vowels and another colour for the consonants. (vowels: a, e, i, o, u)
5. Use Technology Type out your spelling words on the computer. Try to use at least 4 different fonts.	6. Pyramid Words s sp spe spel spell spelli spelling spelling (or make them boat shaped, star, smiley face, etc.)	7. "Ransom" Words "Write" your words by cutting letters out of a newspaper or magazine and gluing the letters on a piece of paper to spell your words.	8. Rainbow Words Write your spelling words with coloured pencils. Make each letter a different colour.
9. Scrambled Words Write your words. Then write them again with the letters mixed up. Can you unscramble them again the next day? e.g. watch - chwta	10. Silly Sentences Write 3 or more sentences that use all your spelling words.	11. Prefixes and Suffixes Underline the prefixes and suffixes in the words you are learning. Make sure you know what they mean. e.g. <u>im</u> portant happi <u>ness</u>	12. Word Search Create your own word search with your spellings. Show the answers to your puzzle in a different colour.
13. Flashcards Make and practice with flashcards. Put the word on one side and definition (meaning) on the other.	14. Picture & a Story Draw a picture defining each word. Write a sentence about your picture using the word.	15. Words without Vowels Write all of your words replacing vowels with a line. Go back and see if you can fill in the vowels. e.g. q--st--n = question	16. Train Words Write the entire list end-to-end as one long word. Write each new word in a different colour. e.g. trainbackstop
17. Write a Story, Poem or Song with Words Write a story using all your spelling words. Underline the words you used.	18. Bubble Letters Write your spelling words out in bubble writing.	19. Words Within Words Write each spelling word and then write at least 2 words made from that word. e.g. catch - cat, hat	20. Picture words Draw a picture and hide your spelling words in the picture.




hairdryer	
high	low
loud	soft




cymbals	
high	low
loud	soft




helicopter	
high	low
loud	soft




vacuum	
high	low
loud	soft




brushing teeth	
high	low
loud	soft




whistle	
high	low
loud	soft




doorbell	
high	low
loud	soft




phone ringing	
high	low
loud	soft




bike bell	
high	low
loud	soft



dog barking	
high	low
loud	soft



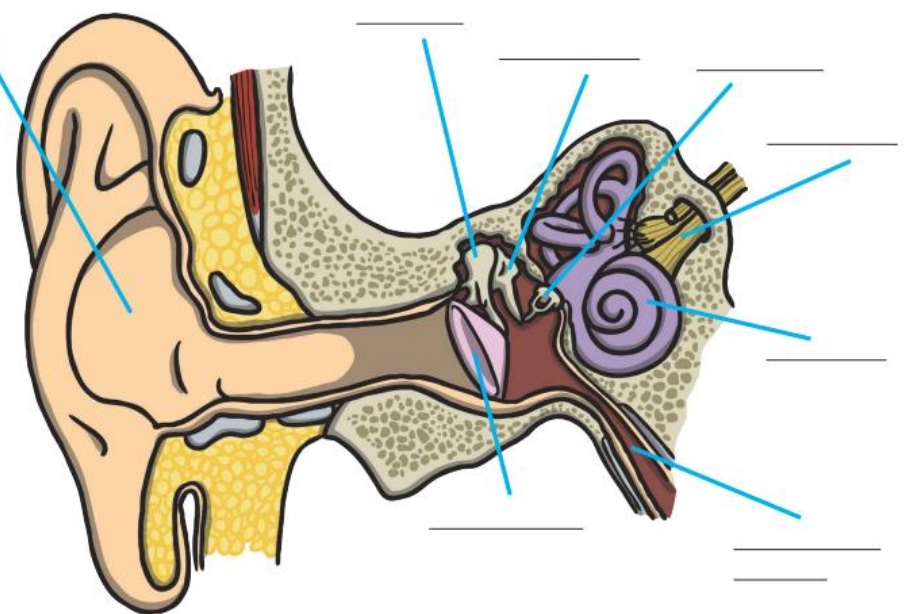
alarm clock	
high	low
loud	soft



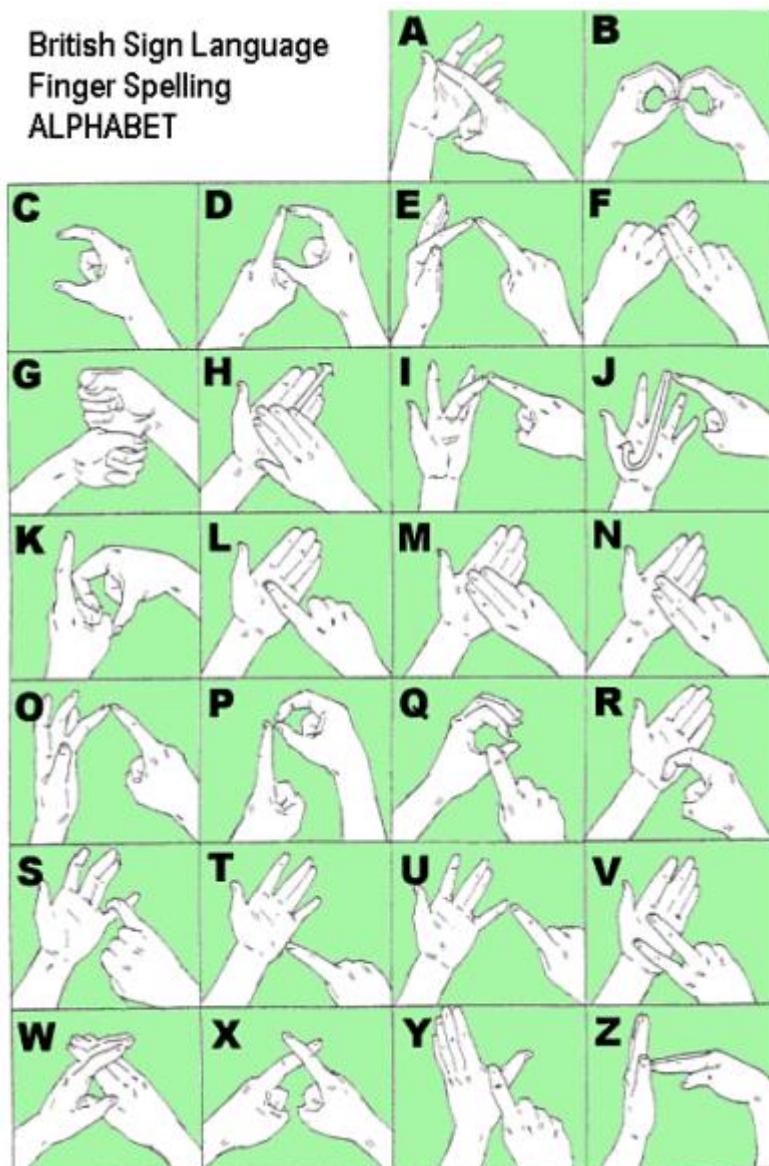
cat purring	
high	low
loud	soft

The Ear

Pinna (Outer Ear)
 Stirrup
 Eardrum
 Cochlea
 Hammer
 Nerve
 Eustachian Tube
 Anvil



British Sign Language
Finger Spelling
ALPHABET



Multiplication Tables Check ...

<https://mathsframe.co.uk/en/resources/resource/477/Multiplication-Tables-Check>

<https://www.timestables.co.uk/multiplication-tables-check/>

The best version of this activity can be found on **Maths Shed**: <https://play.edshed.com/> (access using **Spelling Shed** password).

There are lots of other fun online activities on Maths Shed that are popular amongst children.

Quick mental arithmetic (includes specific times tables practice) ...

<https://www.topmarks.co.uk/maths-games/daily10>

Guardians of Mathematica (covers a range of mathematical topics).

We play this in school and it is popular amongst the children.

<https://www.bbc.co.uk/bitesize/topics/zd2f7nb/articles/zn2y7nb>

A range of activities/games on a range of mathematical topics...

<https://mathsframe.co.uk/en/resources/category/22/most-popular>

<https://www.topmarks.co.uk/Search.aspx?Subject=16&AgeGroup=3>

Problem solving

<https://www.topmarks.co.uk/maths-games/7-11-years/problem-solving>

<https://nrich.maths.org/9803> (includes printable / pen & paper tasks).