




The Avenue Primary School

Work from home - Year 3

Suggested activities to fill your daily timetable



Our topic this half term: <u>Urban Pioneers</u>		
Reading	Maths	Spellings
<p>Reading comprehension provided below.</p> <p>Please remember to keep reading 4x a week.</p> 	<p>Hit the button: Practice your times tables and division facts online:</p> <p>https://www.topmarks.co.uk/maths-games/hit-the-button</p>	<p>Spellings are provided below.</p>
PE	BBC Bitesize	ICT
<p>Join into P.E with Joe Wicks every morning at 9am</p>	<p>New daily lessons! BBC bitesize are three new lessons every weekday for each year group.</p> <p>Take a look at these using the web link below https://www.bbc.co.uk/bitesize</p> 	<p>Weekly tasks will be set on Purple Mash in your '2do' tab. There is also a wide variety of age appropriate games for your child to complete.</p> 
Get creative!		Art/DT
<p>Can you design and make your own den to do your work in this week? It must be sturdy, comfy and well lit!</p>		<p>Can you create a fabulous sketch of your den? Remember to include all the different pencil and sketch techniques that we learnt as part of our Ancient Greek topic.</p>

Maths

Visit the White Rose Maths website using this link:

<https://whiterosemaths.com/homelearning/year-3/>

White Rose Maths have made some fantastic short videos to support the children's maths learning during this time.

- Lesson One - draw accurately
- Lesson Two - recognise and describe 2D shapes
- Lesson Three - recognise and describe 3D shapes
- Lesson Four - tell the time to 5 minutes

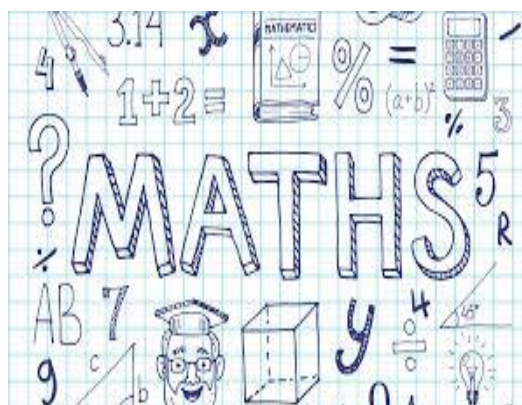

All lessons include a video, activity sheet and answers. During the video, please be on hand to help your child through the questions and there will be times the videos ask you to pause to answer a question together.

Friday Maths Challenge!

Use the following link to complete the Friday Maths Challenge:

<https://whiterosemaths.com/homelearning/year-3/>

Good luck as some of the questions are tricky!



English - Pobble 365

The following writing tasks came from: www.pobble365.com

We use this website in Year 3 to support imaginative writing and creative thinking. They upload different images daily.

Picture - After Work



Story Starter!

After work, Batman always called in at his favourite café in Gotham City. We all have different ways of relaxing; a game of sport, watching television, going for a bike-ride...Batman's was enjoying a steaming hot cup of coffee whilst reading the newspaper.

Batman looked forward to having an evening off, however evenings off didn't always tend be that relaxing.

Ring ring...Ring ring...Ring ring...There was a call from the phone behind the counter...

Task: Who was calling Batman? Does someone need help? Can you continue the story?

Question time

- Why is he in the café?
- Who are real-life super heroes?
- What sort of city does Batman live in?
- Is Batman happy or sad?
- Why does he choose to help people?
- Is Batman's job dangerous?

Perfect Picture

Can you draw a picture of something Batman might have done that day?

Sentence challenge!

Verbs are action/doing words. Can you begin a sentence with one?

E.g. Sleeping had always been difficult for Batman.

Sick sentences!

These sentences are 'sick' because Miss Hunwick and Mr Joy would not be happy about how boring they are. They need your help to get better. Can you help?

Batman sat in the shop. He drank a drink.The phone rang.

Spellings

Year 3 Week 3 Summer 2

Focus: **Statutory list – Random**

Look Say Cover Write Check

Spellings	1st Attempt	2nd Attempt	3rd Attempt	4th Attempt	5th Attempt
<i>special</i>					
<i>strange</i>					
<i>possible</i>					
<i>probably</i>					
<i>strength</i>					
<i>surprise</i>					
<i>remember</i>					
<i>although</i>					
<i>notice</i>					
<i>recent</i>					

Reading activity

End Plastic Pollution

Our Planet

We only have one planet and so we all need to take responsibility for it. This means looking after the earth and everything in it and making sure we don't damage it in anyway. Everyone can play their part in making sure the earth is safe, clean and looked after and this also includes caring for the plants, animals, birds, sea creatures and each other. Over time, one major problem that has occurred when people haven't been looking after the earth is known as plastic pollution. Even though this has been caused by us, luckily, there are things we can do to help.

What Is Plastic Pollution?

The biggest problem with unwanted plastic is the damage it causes to the environment.



Did You Know...?

- There are 6.3 billion tonnes of plastic waste on Earth.
- 80% of the rubbish floating in the oceans is plastic.
- Plastic bags are killing over 100,000 marine animals and birds every year.

End Plastic Pollution

1. Because plastic is cheap and easy to make, humans buy and use a lot of it.



2. They then throw this away.



3. But plastic is strong and hard-wearing because it was made to last. So when it is thrown away, it takes hundreds of years to rot away.



4. It breaks into tiny pieces, which then get blown around by the wind and the rain. Lots of the plastic ends up in our streams, rivers and the ocean.

The amount of plastic on the planet is increasing more and more rapidly, meaning it is threatening our planet through:

- poisoning and injuring sea life;
- littering beaches and landscapes;
- clogging landfills (or rubbish dumps);
- making humans (and other animals) ill.



What Can You Do to 'End Plastic Pollution'?

The Three Rs: First Reduce, Then Reuse, Then Recycle

There are lots of things we can all do to help end plastic pollution.

- **Reduce:** Avoid single-use plastics, such as straws and takeaway cups. Choose alternatives, such as bamboo. Talk to your family, head teacher or school council about how your school and family can reduce their plastic use.
- **Reuse:** Instead of buying new ones, refill and reuse water bottles and lunch bags. Use fabric bags, which are strong and long-lasting, for carrying shopping rather than single-use plastic bags.
- **Recycle:** Check for the recycling symbol before you buy plastic. Then make sure that you always recycle plastic when you can, instead of throwing it away with the normal litter.



Questions

1. Fill in the missing words in the sentence below. _____ has a responsibility to look after the world. We need to care for plants, animals, birds, _____ and each other. Plastic pollution has been caused by _____ but luckily we _____ do something about it.

2. Draw lines to match the questions and answers.

How many tonnes of plastic waste are there on earth?

80%

How many marine animals and birds are killed by plastic bags each year?

6.3 billion

How much of the rubbish floating in the oceans is plastic?

over 100,000

3. Which facts are true about plastic? Tick two.

- ☐ It is strong and long-lasting.
- ☐ It takes ten years to rot away.
- ☐ It is cheap and easy to make.
- ☐ The amount is reducing rapidly.

4. How can you reduce the amount of plastic you use? Tick one.

- ☐ avoid single-use plastic
- ☐ choose alternatives to plastic
- ☐ talk to family and school council
- ☐ all of the above

5. How are animals harmed by plastic?

6. Why do humans use a lot of plastic?

7. Why should you use fabric shopping bags?