





The Avenue Primary School

Work from home - Year 3

Suggested activities to fill your daily timetable



| Our topic this half term: <u>Urban Pioneers</u> | | | |
|---|--|---|---|
| Reading | Maths | Spellings | Topic Homework |
| <p>Reading comprehension provided below.</p> <p>Please remember to keep reading 4x a week.</p>  | <p>Hit the button: Practice your times tables and division facts online:</p> <p>https://www.topmarks.co.uk/maths-games/hit-the-button</p> | <p>Spellings are provided below</p> | <p>Imagine you have been asked to design a new building to inspire the residents of your town or city. Design your architectural masterpiece and perhaps make a model of it!</p> |
| PE | BBC Bitesize | | ICT |
| <p>Have a go at these child friendly HIIT workouts:</p> <p>https://www.youtube.com/watch?v=L_A_HjHZxfI</p> <p>https://www.youtube.com/watch?v=lc1Ag9m7XQo</p> <p>Join into P.E with Joe Wick every morning at 9am</p> | <p>New daily lessons! BBC bitesize are three new lessons every weekday for each year group.</p> <p>Take a look at these using the web link below https://www.bbc.co.uk/bitesize</p>  | | <p>Weekly tasks will be set on Purple Mash in your '2do' tab. There is also a wide variety of age appropriate games for your child to complete.</p>  |
| Get creative! | | Art/DT | |
| <ol style="list-style-type: none"> Write your home learning tasks on strips of paper, fold them up and put them in a jar. Write different areas of your home on strips of paper, fold them up and put them in a different jar. Use these jars to select which home learning task you are going to do for that day and where you are going to do it. <p>e.g. Read a story on the trampoline Practise your times table in the bath.</p> | | <ul style="list-style-type: none"> See below for a designer task linked to your writing task  | |

Maths

Visit the White Rose Maths website using this link:

<https://whiterosemaths.com/homelearning/year-3/>

White Rose Maths have made some fantastic short videos to support the children's maths learning during this time.

This week, I would like the children to watch and work through the fractions unit displayed on the computer screen once loading the weblink provided above.

- Lesson One - right angles in shapes
- Lesson Two - compare angles
- Lesson Three - horizontal and vertical
- Lesson Four - parallel and perpendicular

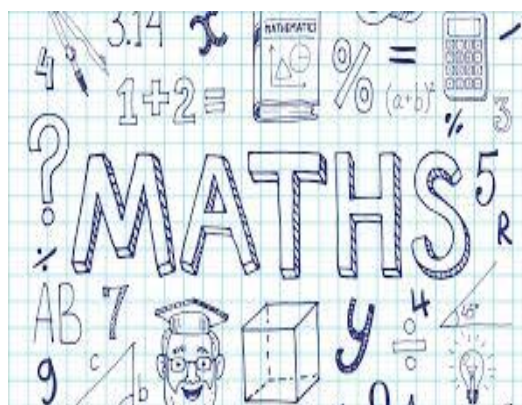

All lessons include a video, activity sheet and answers. During the video, please be on hand to help your child through the questions and there will be times the videos ask you to pause to answer a question together.

Friday Maths Challenge!

Use the following link to complete the Friday Maths Challenge:

<https://whiterosemaths.com/homelearning/year-3/>

Good luck as some of the questions are tricky!



English and DT

You are a brilliant designer and have been asked by Mrs Watson to redesign our school.

DT task:

Think about...

- What rooms would you like in the school
 - A cinema?
 - An indoor play area?
 - A gym?
 - A racetrack?
 - A swimming pool?



Create a floor plan design of our new school including all the rooms and extra activities you would like to include. You may want to colour your plan in and label it clearly.

English task:

Write a letter to Mrs Watson explaining your new school design and why you think it should include your extra features.

Think about...

- How would it benefit the children?
- How would it link to our learning?

Remember to include:

- Rhetorical questions
- Exclamation sentences
- List sentences
- 2a Sentences
- Capital letters, full stops, finger spaces.

Spellings

Year 3 Week 2 Summer 2

Focus: **'s'** sound within word spelt with **ce**

Look Say Cover Write Check

| Spellings | 1st Attempt | 2nd Attempt | 3rd Attempt | 4th Attempt | 5th Attempt |
|------------------|-------------------------------|-------------------------------|-------------------------------|-------------------------------|-------------------------------|
| <i>sentence</i> | | | | | |
| <i>notice</i> | | | | | |
| <i>recent</i> | | | | | |
| <i>innocent</i> | | | | | |
| <i>parcel</i> | | | | | |
| <i>process</i> | | | | | |
| <i>grocer</i> | | | | | |
| <i>December</i> | | | | | |
| <i>distance</i> | | | | | |
| <i>voice</i> | | | | | |

Celebrating the NHS

What Is the NHS?

NHS stands for National Health Service. The NHS was founded in 1948 and is made up of many organisations which help people to stay healthy. In 1948, the UK **government** decided that everyone had the right to be looked after so they set up the NHS. Before this, people living in the UK had to pay for all their medical care but some people didn't have enough money to pay. The NHS is important because it allows people who live in the UK to get free medical care.

Many people work for the NHS including:

- cleaners
- cooks
- doctors
- **midwives**
- nurses
- office staff
- paramedics



Why Do People Clap for the NHS?

Many people in the UK are very thankful for the NHS because everyone can get the care that they need. Lots of other countries in the world do not have free medical care. In recent months, people have been standing on their doorstep every Thursday at 8pm to clap, cheer and even bang pots and pans for **healthcare workers**. This is to say thank you to all the hard-working NHS staff who are helping people in the UK to stay healthy.



A group called 'Clap for Carers' encouraged as many people as possible to join in and it has been a great success. Even the Prime Minister and some members of the Royal Family have been known to take part.

Why Are There Rainbows in Windows?

Have you spotted the colourful rainbows in many windows? Most have been drawn or painted by children who have been staying at home. The idea started in Italy and has spread to other countries. In the UK, the rainbows show support for the NHS and other important workers. Many people have said that seeing the rainbows in the windows has put a smile on their face as they walk past!

**Glossary**

| | |
|---------------------------|---|
| government | A group of people who run a country. |
| healthcare workers | People who work to improve people's health. |
| midwives | People who help women to give birth. |

Questions

1. When was the NHS founded? Tick one.

- ☐ 1945
- ☐ 1948
- ☐ 2000
- ☐ 2020

2. What day do people clap for carers? Tick one.

- ☐ Saturday
- ☐ Monday
- ☐ Tuesday
- ☐ Thursday

3. Number the events from 1-5 to show the order in which they occur in the text.
The first one has been done for you.

- ☐ The idea started in Italy and has spread to other countries.
- ☒ 1 The NHS allows people who live in the UK to get free medical care.
- ☐ Have you spotted the colourful rainbows in many windows?
- ☐ Even the Prime Minister and some members of the Royal Family have been known to take part.
- ☐ Lots of other countries in the world do not have free medical care.

4. How was medical care different after 1948? Tick one.

- ☐ It was free for people living in the UK.
- ☐ People had to pay for their medical care.
- ☐ People have been standing on their doorsteps.
- ☐ Rainbows show support for the NHS.

5. Find and copy one word which shows that the 'Clap for Carers' has gone well.

6. Fill in the missing words.

Most have been drawn or _____ by children who have been _____ at home.

7. What is the purpose of this text?
