





# The Avenue Primary School

## Work from home - Year 3

### Suggested activities to fill your daily timetable



#### Our topic this half term: Urban Pioneers

Reading	Maths	Spellings	Topic Homework
<p>Listen to David Walliams read <i>Gangsta Granny</i> and <i>Windy Mindy</i>: <a href="https://www.worldofdavidwalliams.com/davidwalliamslive/">https://www.worldofdavidwalliams.com/davidwalliamslive/</a></p> <p>Please remember to keep reading 4x a week.</p> 	<p><b>Hit the button:</b> Practice your times tables and division facts online:</p> <p><a href="https://www.topmarks.co.uk/maths-games/hit-the-button">https://www.topmarks.co.uk/maths-games/hit-the-button</a></p>	<p>Spellings are provided below</p>	<p>With an adult, go on a walking tour of a city, taking photographs of favourite buildings and places. Describe your route, using a map, to another person so they could make the same journey.</p>
PE	BBC Bitesize		ICT
<p><b>Change4life</b> have a range of activities to keep you moving</p> <p><a href="https://www.nhs.uk/change4life/activities">https://www.nhs.uk/change4life/activities</a></p> <p>Join into P.E with Joe Wick every morning at 9am</p>	<p><b>New daily lessons!</b> BBC bitesize are three new lessons every weekday for each year group.</p> <p>Take a look at these using the web link below <a href="https://www.bbc.co.uk/bitesize">https://www.bbc.co.uk/bitesize</a></p> 		<p>Weekly tasks will be set on Purple Mash in your '2do' tab. There is also a wide variety of age appropriate games for your child to complete.</p> 
Art			
<ul style="list-style-type: none"><li>See below for an <b>Urban Landscape</b> art task.<ul style="list-style-type: none"><li>See below for an illustrations competition.</li></ul></li></ul>			

## Maths

Visit the White Rose Maths website using this link:

<https://whiterosemaths.com/homelearning/year-3/>

White Rose Maths have made some fantastic short videos to support the children's maths learning during this time.

This week, I would like the children to watch and work through the fractions unit displayed on the computer screen once loading the weblink provided above.

- Lesson One - equivalent fractions
- Lesson Two - equivalent fractions
- Lesson Three - equivalent fractions
- Lesson Four - order fractions

All lessons include a video, activity sheet and answers. This weeks learning is actually under w/c 8<sup>th</sup> June

During the video, please be on hand to help your child through the questions and there will be times the videos ask you to pause to answer a question together.

Further support with fractions:

The following website explains fractions in detail and how to teach them to children. Many of the different National Curriculum objectives for Year 3 are covered here, as well as offering different task and activity suggestions:

<https://thirdspacelearning.com/blog/how-to-teach-fractions-for-kids/#16--how-to-help-teach-your-child-fractions-in-year-3->

Friday Maths Challenge!

Use the following link to complete the Friday Maths Challenge:

<https://whiterosemaths.com/homelearning/year-3/>

Good luck as some of the questions are tricky!



### English- Poster

Find out about animals that live in the city, such as foxes, peregrine falcons and pigeons.

Make a poster of the animals you have researched including their habitat and how they survive in an urban environment.



### Spellings

Year 3 Week 1 Summer 2

Focus: Initial 's' sound spelt with **ci**, **ce** and **cy**

Look Say Cover Write Check

Spellings	1 <sup>st</sup> Attempt	2 <sup>nd</sup> Attempt	3 <sup>rd</sup> Attempt	4 <sup>th</sup> Attempt	5 <sup>th</sup> Attempt
<i>circle</i>					
<i>certain</i>					
<i>century</i>					
<i>cycle</i>					
<i>civilian</i>					
<i>ceramic</i>					
<i>cylinder</i>					
<i>cinema</i>					
<i>celebrate</i>					
<i>circulate</i>					

## Reading activity

Use your **inference skills** to look at the following **Graffiti Art** by Banksy and answer or discuss the following questions.

**Shop until you drop (2011)**



**One Nation Under CCTV (2007)**



**Unnamed (2005)**



**Yellow Lines Flower Painter (2007)**





What do you notice about the **colours** in the graffiti?



What do you notice about the **people** in his graffiti?



What do you think inspired Banksy?



If you could ask Banksy anything, what would it be and why?



What does Banksy's graffiti reveal about him as a person?



Why do you think Banksy remains anonymous?



Do you agree with the fact Banksy does graffiti on other people's buildings without asking them for permission?

### Pobble 365

The following writing tasks came from: <https://www.pobble365.com/>

We use this website in Year 3 to support imaginative writing and creative thinking. They upload different images daily.

Picture - Underneath





<b>Story Starter!</b>	<p>On the surface, everything looked ordinary. The boy in the boat was bored. He had lived beside this boring river with his boring family for his whole boring life. Nothing unexpected ever seemed to happen to him. He often went to bed at night and wished for something exciting in his life. Little did he know, underneath the ground he walked on and the river he rowed his boat on, a marvellous, mysterious, magical menagerie of life stirred. His life was about to become a lot more interesting...</p> <p><b>Task:</b> Who lives in the building under the river? Create a character profile to explain your ideas.</p>
<b>Question time</b>	<ul style="list-style-type: none"> <li>• Who is the boy and why do you think he is bored?</li> <li>• What do you think he has with him in the boat?</li> <li>• What do you think his family are like?</li> <li>• Where do you think their home is?</li> <li>• Who do you think lives in the city under the ground?</li> <li>• Why do you think the boy has never seen the people who live there before?</li> <li>• Why do they live underground?</li> <li>• Is there anything peculiar about the sea or the tree that is next to it?</li> <li>• What do you think is about to happen to the boy?</li> </ul>
<b>Perfect Picture</b>	<p>Think about where there might be a hidden city in your school or home. A place where no-one would bother the inhabitants! It might be under the stairs or inside a bookshelf or even under the floorboards! Can you draw what you have imagined?</p>
<b>Sentence challenge!</b>	<p>Can you add inverted commas to the following sentences.</p> <p>Have you found it yet? asked the visitor. What? replied the boy.</p>
<b>Sick sentences!</b>	<p>These sentences are 'sick' because Miss Hunwick and Mr Joy would not be happy about how boring they are. They need your help to get better. Can you help?</p> <p>The boy rowed the boat. Underneath him was a big fish. It swam around, waiting.</p>

## Art/Photography

**Urban:** The characteristic of a town or city.

Consider the urban landscape around you.

Think about...

- Textures
- Type of buildings
- Size
- Traffic
- Shops
- Housing

1. Go on a walk around an urban area
2. Take pictures of buildings that interest you or that you think look interesting
3. Create an urban landscape mood board by either printing the pictures or drawing them



Things to think about...

- Will your photos be of the whole building or an area you like?
- Will you use the zoom button to focus on specific areas?
- Will you take your pictures in colour or use an editing tool such as black and white?
- Will you take your pictures stood normally or crouched down?
- Will they be upright or diagonal?
- What time of day will you take the pictures? Do you want to create a night scene?



## Would you like a chance to see your artwork in print!

Following on from the brilliant collaborative story 'Parmo to the Rescue' written by Rachael Wong and the children of Middlesbrough, capturing life during lockdown, Rachael is going to get the story published as a hard copy illustrated book for us!

This is the most incredibly, generous offer but we need your help - currently there are no illustrations to accompany the story. We'd like you to email a photo/scan of your best illustrations for the story.



They need to be in colour, but can be any size. Rachael will work with her publishers to select the final illustrations to be included in the published book. The lucky winners will then be contacted and asked for the originals to be submitted - if you have illustrated the whole booklet we will probably ask you to re-draw your illustration as we don't want you to ruin your booklet!

Please ask an adult to email your illustrations to [bororeads@literacytrust.org.uk](mailto:bororeads@literacytrust.org.uk) by 5pm on Friday 10<sup>th</sup> July, including your name, age and school.

Those whose illustrations are used in the published book will receive a copy, signed by Rachael.

The story is available to read and download here:

[https://cdn.literacytrust.org.uk/media/documents/PARMO\\_TO\\_THE\\_RESCUE\\_full.pdf](https://cdn.literacytrust.org.uk/media/documents/PARMO_TO_THE_RESCUE_full.pdf)