

# The Avenue Primary School

## Work from home - Year 1



### Suggested daily timetable

**Our new topic is Beat, Band and Boogie – we'll be exploring music and dancing!**

	<b>Morning</b> Start your morning with a workout (Joe Wicks, Just Dance, BBC movers). <b>Every morning at school we will be going for a daily run.</b>			<b>Afternoon</b> Practise your handwriting each day. You can find downloadable sheets for each letter on twinkl or just make your own at home.	
Mon	Phonics	English	Maths	Handwriting <i>i</i>	<b>Geography</b> Research an instrument and the country it originates from. See if you can find the country on a map. Listen to the sound the instrument makes and think about how it makes you feel.
Tue	Phonics	English	Maths	Handwriting <i>j</i>	<b>Science</b> Take part in a 'Guess the sound' quiz. Sort sounds into those that were difficult to recognise and those that were easy. Collect sounds familiar to the children such as a zip opening and closing, a microwave pinging, a car horn hooting, a dog barking, a person snoring, rain falling and a toilet flushing.
Wed	Phonics	English	Maths	Handwriting <i>t</i>	<b>PE</b> Dance with Air, Fire, Earth and Water! <a href="https://www.bbc.co.uk/teach/class-clips-video/physical-education--music-ks1-dance-with-the-elements/z7m2y9q">https://www.bbc.co.uk/teach/class-clips-video/physical-education--music-ks1-dance-with-the-elements/z7m2y9q</a>
Thurs	Phonics	English	Maths	Handwriting <i>u</i>	<b>Music</b> Each week we'll listen to a new type of music. This week we'd like you to listen to some PAN PIPE music. <a href="https://www.youtube.com/watch?v=e5WKgLTUNPg">https://www.youtube.com/watch?v=e5WKgLTUNPg</a> How does it make you feel?
Fri	Phonics	English	Maths	Handwriting <i>y</i>	<b>Music</b> Learn the song <i>Tiddalik the Frog was thirsty, thirsty</i> : <a href="https://www.bbc.co.uk/teach/school-radio/music-ks1-tiddalik-the-frog-1/zj9spg8">https://www.bbc.co.uk/teach/school-radio/music-ks1-tiddalik-the-frog-1/zj9spg8</a> If you're feeling brave, you could perform it to your family!

### Suggested activities

#### Phonics:

Log in to Phonics Play - **username** march 20 **password** home – access some of the games.

Phonics lessons at school last for approx. 20 minutes.

Make sure to visit the Oxford Owl e-book library and read some of their e-books. <https://www.oxfordowl.co.uk/for-home/find-a-book/library-page/>

- **Monday** – We are continuing with the /ee/ sound this week, we are looking at the three remaining spellings <e-e>, <y> and <ie>. See the word list below for words to read with these sounds in. Highlight the /ee/ sound together and read the words. Can you have a go at writing some of these words after you have read them, it doesn't have to be from memory you can keep the word there for support.
- **Tuesday** – We now have 7 different spellings of the /ee/ sound. See the word list below that includes all 7 spellings of the /ee/ sound. You could rewrite those words onto small strips of paper. Make 7 titles of the spellings <ee, ey, ea, e, e-e, y, ie>. Read a word from the pile and then add it to the correct list. Once you have completed your lists, I would like you to look at the position of the spelling in the words, are there any similarities?
- **Wednesday** – Have a game of 'Four in a Row' together, see below. You have to correctly read a word to secure the square.
- **Thursday** – Complete 'Alternative Spellings' sheet below. I have attached the answers if you need them.
- **Friday** – Have a game of /ee/ Snakes and Ladders, see below.

### Monday Phonics

ie	y	e-e
Annie brief chief field grief shield	bunny dolly funny happy messy sunny tummy chimney donkey	eve Steve even evening theme these

### Tuesday Phonics

ee	e	ey	ea
been beep feel feet greet heel need see seem sheet sleek speed sweet tree sheep	be he me we evil legal neon	key chimney donkey valley kidney turkey	each east cream gleam eat leap read sea steal stream tea treat
y	e-e	ie	
bunny dolly funny happy messy sunny tummy	eve Steve theme these	Annie brief chief field grief shield	









































### Four in a Row

treat	need	tea	sleek	see	feet	teams
team	messy	each	wheat	me	seal	Jean
dolly	seed	cream	seem	creep	steal	we
bean	sheet	he	free	seen	pea	mean
sunny	sea	speed	read	wheel	street	funny
meals	runny	heel	east	sweet	feel	leap
clean	be	bunny	sheep	she	green	happy


































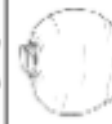






## Snakes and Ladders

33 feel	34 eat	35 need	36 clean	37 creep	38 bean	39 green	40 mean
32 speak	31 wheat	30 dolly	29 cream	28 we	27 eat	26 bunny	25 tree
17 treat	18 pea	19 seed	20 she	21 team	22 speed	23 beep	24 beach
16 feet	15 tea	14 sunny	13 read	12 steal	11 funny	10 happy	9 been
1 	2 be	3 sleek	4 sheep	5 he	6 sweet	7 meal	8 leap

# Alternative Spellings for ee

ee	ea	ey	e-e	y
				
				
				
				
				
				
				
				

# Alternative Spellings for ee Answers

<b>ee</b>		<b>ea</b>		<b>ey</b>		<b>e-e</b>		<b>y</b>	
	leek		read		key		theme park		happy
	tree		beads		donkey		delete		spooky
	weed		seat		chimney		complete		baby
	cheek		team		turkey		Chinese		berry
	bee		leaf		valley		concrete		empty
	feet		seal		journey		even		twenty
	sleep		speak		trolley		swede		family
	sheep		meat		monkey		evening		party

## Maths

**Activity 1** - We are going to look at the value of coins, some coins are worth more than others. First, consolidate recognition of the coins making sure the children know the correct value. You could talk about how a 20p is worth the same as 20 1p coins, show this if you have enough 1p coins in your house! Then complete the ordering coins activity, as you cut out each coin talk about its value and order the coins in value from smallest to largest.

**Activity 2** – I am sure many of you enjoyed making your own shop before – why don't you make another shop? This shop could have different stock! It could be an outdoor garden centre – price up some of the plants in your garden. You could even make a café (where you can eat for less than £1, I would say that's a bargain!) Remember, if your child is only just becoming confident with money then stick with the lower coin values. If you feel like they are ready then begin adding only **two** coins together.

**Activity 3** – Using a set of 20 small objects that you have in your home, have a go at adding and subtracting numbers to 20. If your child feels comfortable with working with numbers to 20, move to bigger numbers. Encourage your child to write out the sums as they do it.

**Activity 3** – Have a go at the word problems below. We do a lot of work at school on representing numbers with objects; encourage your child to do this when they work through these questions. So when you do question one, you would use 7 counters or other small objects to represent the first group of objects then you would represent the second group of 9 objects and then encourage the children to push the groups together and find the total. Having the objects in front of them allows the children to focus on the word problem and understand what the steps are. After you have completed the word problem, you could record the calculation e.g.  $7+9=16$ .

# Ordering Coins

Cut and paste the coins below and arrange them from smallest value to largest value in the boxes.


--	--	--	--	--	--	--	--

Smallest value

Largest value



visit [twinkl.com](https://www.twinkl.com)



7 ostriches run through the desert.  
They join a group of 9 ostriches.

How many are there now?




twinkl.com

1

A herd of 11 elephants joins  
up with another herd of 5.

How many elephants are  
there now?



twinkl.com

2

There are 17 wildebeest on the plain.  
9 leave to find water.

How many are on the  
plain now?



twinkl.com

3

14 meerkats are foraging for food.  
An eagle flies over and 7 run away.

How many are left?



twinkl.com

4

13 vultures are sitting in a tree.  
5 more fly down to join them.

How many vultures are  
in the tree?



twinkl.com

5

20 wildebeest are grazing.  
12 get scared and run away.

How many wildebeest are left?



twinkl.com

6

## English

This week we are going to work on writing a **recount** of something that has happened to us. I am going to let you chose what you would like to do, in school we are going to go off timetable for a full day to do something that the children can recount. Ideas for this could be a minibeast hunt, trip to the seaside/woodland, a walk around Nunthorpe, Teddy Bears Picnic.

**Activity One** – Have a lovely day doing what you have chosen to recount! Remember to take some photographs.

**Activity Two** - Pick three key parts of your day to discuss, for example if you have gone for a walk you may chose:

- Preparing for you walk – what did you bring with you? Did you need to wear anything special?
- The walk – Where did you go? What did you see?
- Returning from your walk – How did you feel? Were you tired? Did you talk about anything you saw?



Have a look at your photographs from the day before and talk about what you did first, during the day and finally.

**Activity Three** – Before you start writing your recount, have a look at the 'Our Trip to the Zoo' recount below, see if you can pick out any features you would like to use in your recount. Begin writing about your special day, use the success criteria below and try to include as many things off there as you can. Do not feel like the piece of writing must be completed in one sitting.

**Activity Four** - Continue with your recount until you get to the end.

**Activity Five** - Read back over your recount and use your success criteria to see if you can improve it in any ways.

### Success Criteria

My recount should include					
					
Capital letters	Full Stops	Finger Spaces	Phonic sounds	Adjectives	'and' to join two sentences together
Challenge – Can you use any of these words?					
next	then	later	after	that	
first	finally	suddenly	just	then	

# Our Trip to the Zoo

On Thursday 20<sup>th</sup> October, we went on a fantastic school trip to the zoo.

First, we visited the elephants. They were inside their house but the zookeeper tempted them out with some fruit. I was so lucky because I was allowed to feed a banana to the baby elephant.



Then, we boarded a train and took a tour of the zoo. We saw penguins, giraffes and monkeys. The train was lots of fun and it was very fast.



Next, we listened to a talk by the zookeeper that was all about koalas. She told us that koalas eat eucalyptus leaves and that they can sleep for up to 18 hours per day.



Finally, we caught sight of the crocodiles. They were swimming around in their cool pool and they were splashing their long, green tails. It was such a great day!

