

The Avenue Primary School

Work from home - Year 1



Suggested daily timetable

Our new topic is Beat, Band and Boogie – we'll be exploring music and dancing!

	Morning Start your morning with a workout (Joe Wicks, Just Dance, BBC movers)		Afternoon Begin your afternoon session with some handwriting or fine motor development e.g. playdough or threading.	
Mon	Phonics	Maths	ICT	Log in to Purple Mash and complete your Monday news.
Tue	Phonics	English	Music	Listen to the piece of music 'The Carnival of the Animals' by Camille Saint-Saens. Each part of the music represents the movements of a different animal. Listen to each movement, you could listen to it once and have a guess which animal it represents. Then find out which animal it is and listen again, how does the music represent the animals? Can you move like the animal with the music?
Wed	Phonics	Maths	P.E	During the Summer term we would have started to prepare for Sports Day by practising some of the events. Why don't you practise for your own family sports day! This week have a go at the egg and spoon race, try to keep your hand steady!
Thurs	Phonics	English	Science	Investigate how the level of water in a glass bottle or jar affects the sound made when either tapping the glass with a pencil, blowing across the top of the bottle or running a wet finger around the rim. Find out how full the bottle or jar must be to make a high-pitched sound or a low-pitched sound. Record your results in a table and identify any patterns found.
Fri	Phonics	Maths	Music	Choose a film to watch that is a musical, it might be Frozen, Trolls or The Greatest Showman. During each song, discuss how the characters are feeling and how the music tells us this. When they are sad is the music slow? When they are happy is the music fast? Can you hear any specific instruments in the music? Think about the music throughout the film, not just in the musical numbers. Music can be used to build suspense or make you feel a certain way when you watch a film.

Suggested activities

Phonics:

Log in to Phonics Play - **username** march 20 **password** home – access some of the games.

Phonics lessons at school last for approx. 20 minutes.

- Use Phonics Play to play some of the games.
- On <http://phonicsplaycomics.co.uk/comics.html> you can find comic strips that are completely decodable. The children can practise their reading with these.
- Silly Sentences – For each of the words in this list, come up with a silly sentence. **Snail, leap, bone, tray, week, snow**. See who can come up with the silliest sentence, have a good giggle together. Write your sentences and read them to each other, who has the silliest? Remember to include finger spaces, capital letters and full stops.
- Visit twinkl and have a look at the 'Phonopoly' game, it is a mixture of phonics and monopoly! Have a look at the Phase 4 game <https://www.twinkl.co.uk/resource/phase-4-phonics-phonopoly-board-game-t-l-527777> or the Phase 5 game <https://www.twinkl.co.uk/resource/phase-5-phonics-phonopoly-board-game-t-l-527772> . If you don't have a printer not to worry, you could adapt one of your own games at home to include some reading, for example you could use snakes and ladders and put a piece of paper with a word to read in each box.
- Please see the attached word list below with words from the units of sounds we have covered over the last few weeks. We have looked at the /ae/, /ee/ and /oe/ sounds and some of the spellings that make those sounds. Use the word list to practise reading words with these sounds in, you could make some flash cards, make a game, write some sentences, find the words in your storybooks or have a treasure hunt!

/ae/	/ee/	/oe/
aid	be	cone
brain	me	hole
nail	we	home
away	beep	boast
play	sheet	cloak
stray	sweet	groan
lane	eve	crow
take	east	bowl
name	pea	pillow
break	steal	so
steak	dolly	no
great	funny	open
	bunny	toe
	Steve	doe
	Pete	Joe

Maths

Visit the White Rose Maths website using this link:
<https://whiterosemaths.com/homelearning/year-1/>

This week I would like the children to begin with :

Summer Term Week 5

- Lesson Four – Introduce Weight and Mass

Summer Term Week 6


- Lesson One – Measure Mass
- Lesson Two – Compare Mass

Complete the worksheets below.

Introduce weight and mass

1 Which object is heavier?

Tick your answer.

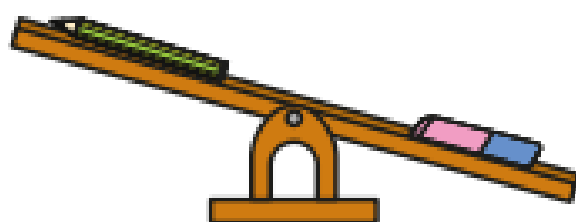


How do you know?



2 Which object is lighter?

Tick your answer.

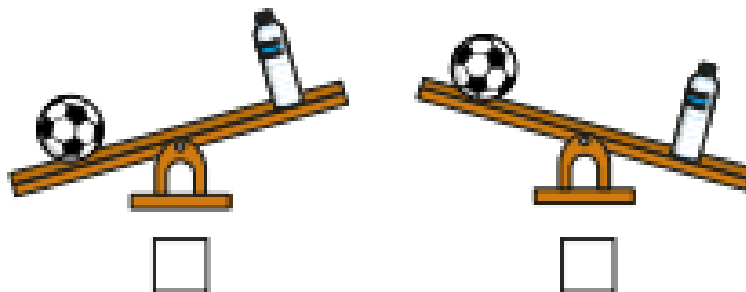


How do you know?



- 3 The ball is lighter than the bottle.

Tick the picture that shows this.



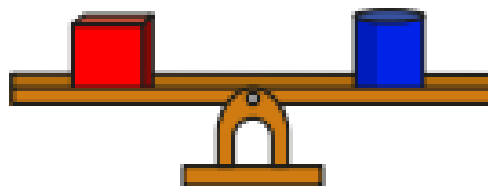
- 4 Choose a phrase to complete the sentences.

more than

less than

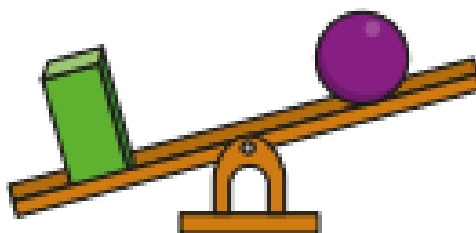
the same as

a)



The cube weighs _____
the cylinder.

b)



The cuboid weighs _____
the sphere.

English

Research Acrostic Poems, read a few together and discuss the structure. See some examples to share below.

Identify how the first letter of every line spells out a word.

Decide on your word and work together to write an acrostic poem. You could do a lockdown acrostic poem! Please send them to me when you are finished, I would love to read your poem!



After you have written your acrostic poem, make a list of the adjectives and verbs that you have used in your poem. Which is your favourite word? Can you use your interesting words to write some sentences?

Adjectives	Verbs

Remember these are just suggestions.

Have fun and stay safe 😊