



# Transition to Reception

The Avenue Primary School

# Meet the team



**Miss Hewitt**



**Mrs Owens**



**Miss Walker**



**Mrs Taylor**



**Mr Wharrier**



**Miss Robinson**

# Daily Timetable



9:10 - 9:30	Phonics
9:30 - 10:15	Area Time
10:15- 10:30	Playtime
10:30 - 10:50	Maths
10:50- 11:30	Area time - 11:20- daily run weather dependent
11:30-11:40	Singing and washing hands
11:40-12:30	Lunch
12:30- 12:45	Dough Disco and Handwriting
12:45 - 13:00	Afternoon focus/ Literacy
13:00 – 1:50	Area time
1:50- 2:10	Snack and story time
2:10- 2:40	Area time
2:40- 3:05	Story time and end of the day

# Drop off and pick up



A member of the Reception team will be stood on the doors on a morning to welcome your child into school.

Drop off is 8:50- 9:00  
Pick up is 3:05-3:20

The Reception Team will all be around on the first morning to wave you into school.



Miss Walker's children will come through this door.



Miss Hewitt's children will come through this door.



# Our Curriculum

## **7 Areas of Learning**



# 7 Areas of Learning



## Communication and Language

- Listening, Attention and Understanding
- Speaking

# 7 Areas of Learning



## Personal, Social and Emotional Development


- Self Regulation
- Managing Self
- Building Relationships

# 7 Areas of Learning



## Physical Development

- Gross Motor Skills
- Fine Motor Skills






# 7 Areas of Learning



## Literacy



- Comprehension
- Word Reading
- Writing



# 7 Areas of Learning

## Mathematics

- Numbers
- Numerical Patterns





# 7 Areas of Learning



## Understanding the World

- Past and Present
- People, Culture and Communities
- The Natural World



# 7 Areas of Learning



## Expressive Arts and Design

- Creating with Materials
- Being Imaginative and Expressive



# Characteristics of Learning



## **Playing and Exploring**

- Finding out and exploring
- Playing with what they know
- Being willing to have a go

## **Active Learning**

- Being involved and concentrating
- Keeping on trying
- Enjoying achieving what they set out to do

## **Creating and Thinking Critically**

- Having their own ideas
- Making Links
- Choosing ways to do things

Alongside our Reception Curriculum we will also focus on the Characteristics of learning.

We will look at these to help gain understanding of how your child learns and develops.

The Characteristics of learning allow us to reflect and think about how learning is taking place.



# Our Curriculum



Throughout the year we will follow many different themes of learning. These will be reflected within the learning and activities of the classroom. We will keep you updated regularly on dojo with what we have been learning.

Our first theme is 'People Who Help Us'.

# Baseline Assessments



[https://assets.publishing.service.gov.uk/government/uploads/system/uploads/attachment\\_data/file/1074327/2022\\_Information\\_for\\_parents\\_reception\\_baseline\\_assessment.pdf](https://assets.publishing.service.gov.uk/government/uploads/system/uploads/attachment_data/file/1074327/2022_Information_for_parents_reception_baseline_assessment.pdf)



Your child will be participating in the reception baseline assessment (RBA) within the first 6 weeks of starting reception. The purpose of the assessment is to provide the starting point for a new measure that will help parents understand how well schools support their pupils to progress between reception and year 6.

# Stay and Play



Once a term we will invite you into the classroom for 'Stay and Play'. This will be an opportunity to look at your child's work and spend time completing activities in the classroom together.

Dates to be confirmed.



# Our Classroom





# Our Classroom





# Outdoor Learning





# Home Reading



From the first week of September your child will bring home books with sentences in for you to read to your child for the first couple of weeks.

Then they will bring home a book without any words in, for your child to discuss what is happening on each page.

Then they will move onto our reading scheme with words which match the phonetic sounds which they are learning.

# Home Reading



Inside your child's reading log please sign and date every time they read at home (even throughout the school holidays) This will ensure we know when a book needs changing. Do not feel you need to comment every time, only if you feel there is something we need to.

To begin with books will be changed on a Monday and a Thursday.  
This will increase as the year goes on.

# Home Reading



Your child will get a reading book to bring home with a reading log. This book will support your child's learning in Phonics. The reading book and reading log need to be brought into school every day for reading in the classroom.

Date	Book and page number	Comments
22.05 ✓	The Smartest Giant in Town	Read the list of items the giant bought and the letter at the end of the story. Well done Will!
23.5	Looking after Gran. to pg 9	Well done Will. Your fluency and understanding is really coming along! Miss James.
23.05 ✓	Looking after Gran	pg 9 to end Great reading Will! You even remembered the tricky word 'thought' by the end of the story.
24.05 ✓	Seasick	Great fluency tonight Will!
25.05 ✓	Looking after Gran	Well done Will!

Tricky words, or words to practise


New sounds I have spotted (e.g. night rain)

--	--	--	--

# School Values



**SHOW RESPECT**

**HONESTY**

**INDEPENDENCE**

**NEVER GIVE UP**

**EAGER TO LEARN**





# Behaviour Policy



Our Behaviour Policy is under review and will be shared with parents before September.



**ClassDojo**

A fantastic way for us to communicate with you about your child's learning.

We will update you on 'new' learning, send you photos and celebrate your child's achievements.

We also send reminders e.g. school trip on Tuesday.

Make sure you sign the Dojo permission form and return to the office.

# Dojo



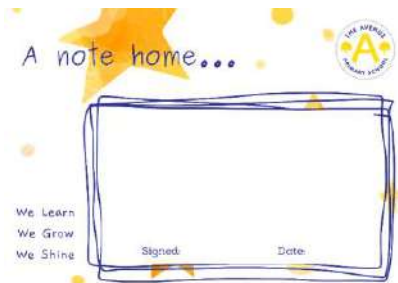
# School Rewards



**Dojo point system** – The children receive dojo points throughout the week for good work, good behaviour, manners etc. You will be able to see on the dojo app when your child receives a dojo point and what it was for. All of the children's names go into a pot at the end of the week and one name is picked. The lucky child selects a prize! The more dojos you get, the more times your name will go into the pot.

**Celebration Assemblies** – Celebration assemblies will happen every week. We will celebrate the children's individual achievements and class achievements.

Further information regarding our reward systems will be shared in the new behaviour policy.



# How can I prepare my child for Reception?



Develop independence by:

**Encouraging your child to get dressed and undressed.** Although we now come into school wearing PE kits on PE days it is always helpful if your child can still take off/ put on their own jumper/ cardigan. We also have lots of opportunities for dressing up in the areas.

When you buy your child's new **winter coat** give them some time to practise **taking it on and off and practise fastening it up.**

The children have snack daily at playtime (apples, pears, carrots, satsumas, bananas) If your child doesn't eat fruit think about encouraging this over the summer as they will get peckish throughout the morning!

**Practise using a knife, fork and spoon** in preparation for lunch in the dining hall every day.

You could also help your child practice to write their name. This is something we will continue to work on in reception but it is always helpful if they can attempt to write their name on pieces of work etc

# Uniform



- The school uniform policy states that children should wear; blue sweatshirts /cardigans; white polo shirts; black/grey trousers/skirts/dresses; plain socks/tights –black, grey, blue or white (no over the knee socks) black shoes.
- Blue and white check dresses can be worn during the summer.
- **Please label all items of clothing and shoes.**
- Reception do require a **P.E. kit**; blue/black shorts, pale blue polo shirt and suitable shoes. The children will come to school in their PE kit on PE days.
- **Our uniform provider is 'Lollipops' at Berwick Hills**. Prices can be found in your Early Years Foundation Stage Prospectus.
- In the Autumn to allow us use our outdoor area in all weathers, please send in a pair of wellies if possible.





# School Lunches



A menu can be found on the school website.

[www.theavenueprimaryschool.co.uk](http://www.theavenueprimaryschool.co.uk)

Click on the **'about'** tab at the top of the page.  
Then click **'the school day and meals'** from the drop down menu



# Reminders



The children will continue to have access to the **outdoor area**. Please ensure they bring a coat and suitable footwear for using it.

As in Nursery we have a **contribution tin** which will go towards classroom resources.

The children are able to bring a water bottle. **Water only, no juice**. Please ensure water bottles are made of a suitable material (no glass). Daily water challenge.

**Wow moment templates are in the cloakrooms (to be completed at home)**

Please can all children bring spare clothes, including shoes with them to keep at school on their peg.

# Parkway



- Parkway offer breakfast and after school club to children at The Avenue Primary School. We work closely with the Parkway staff to ensure care is consistent in all areas.
- If you would like information about Parkway please contact Kirsty Richardson [onthevenueparkwaydaynursery@outlook.com](mailto:onthevenueparkwaydaynursery@outlook.com)



# Contact details



- *School website:*

- [www.theavenueprimaryschool.co.uk](http://www.theavenueprimaryschool.co.uk)

- *Email:*

- [avenueprimary@mcschools.org.uk](mailto:avenueprimary@mcschools.org.uk)

- *Twitter:*

- [@AvenuePrimaryUK](https://twitter.com/AvenuePrimaryUK)

- *Phone number:*

- (01642) 318510



We cannot wait to  
see you in  
September !