




Nursery Summer 1 Project Homework – Why is it shiny?



Our topic for this half term is 'Why is it shiny?' During this topic, we will be learning about different materials and their properties. We will explore and investigate the purpose, texture and appearance of a wide range of materials.

Please complete some of the homework choices below during the Summer 1 term and bring them into school to share with the rest of the class. Alternatively, photos can be taken and sent in via Dojo. Tasks can be completed in a variety of ways - be as creative as you like!

Here are some ideas:

<p>Did you know lots of materials can be recycled and used again! Can you help your grown ups recycle some of the materials you don't want anymore? Look out for plastics, cardboard, paper and tins.</p>	<p>We're going on a material hunt! Collect a range of different items from around your home, such as a spoon, a cushion, a beaker, a toothbrush. Can you guess which material they are made from?</p>	<p>Ask an adult to write numbers 1 - 5 on separate pieces of paper. Can you count small amounts of objects, such as crayons or Lego pieces and match the correct numeral like in the example below.</p> 
<p>During the evening, turn out the lights to make the room dark. Shine a torch or lamp against a wall or the ceiling. Can you use your hands or small objects to create some shadow puppets?</p>	<p><u>Why is it shiny?</u></p> 	<p>Number hunt! This half term we are focusing on recognising numerals 1-5. Whilst out and about, can you spot any numbers? Can you name any of the numbers you find?</p>
<p>Sing the song Twinkle Twinkle, Little Star. Try to include some actions whilst you sing!</p>	<p>I Spy! Play I Spy with an adult or sibling. Think about the sound your word begins with.</p> 	<p>Can you make a model from recyclable materials? Try making a robot, a space ship, your favourite animal or a vehicle. The choice is yours!</p>