





Year 5 Spring 1 Project homework – PHARAOHS

<p>Make flatbread and serve it to your family with authentic Egyptian dips or salads. Find out more about the food of ancient Egypt.</p> 	<p>Create a fact file about the river Nile and compare it to other famous world rivers. Include photographs and wow your family by showing them a range of amazing animals that live in and by the river.</p>	<p>Make an illustrated scroll to show the journey to the afterlife.</p>	<p>Find out what happened to Egypt after the death of Cleopatra VII, the last pharaoh.</p> 
<p>Make a pyramid from your chosen material, be as creative as you want.</p>	<p>Find out who or what 'Ka' was. Design a colourful symbol that might represent 'Ka' in Egyptian hieroglyphics.</p>	<p>Design your own 2-D or 3-D Egyptian style jewellery.</p> 	<p>Blank for your own idea.</p>
<p>Use hieroglyphics to write a message to your friend or family member. Can they crack your Egyptian code?</p> 	<p>Find out why animals were so important to the Egyptians. Create an information collage to show your findings, combining text and images.</p>	<p>Help a sibling with their Homework and provide evidence.</p>	<p>Blank for your own idea.</p>

Please complete **THREE** over the half-term and send them in as soon as they are complete.

While restrictions are in place, **the best way to submit your child's homework is to send a photo on Class Dojo.** You could also attach a photograph of a model, PowerPoint, Word document etc.

Tasks can be completed in a variety of ways – be as creative as you want!

