





### Suggested daily timetable

Our new topic is Beat, Band and Boogie – we'll be exploring music and dancing!

	<b>Morning</b>		<b>Afternoon</b>
	You can use Phonics Play at any time to practise Phase 6 rules. <a href="http://www.phonicsplay.co.uk">www.phonicsplay.co.uk</a>		Begin your afternoon session with some handwriting. Keep those writing fingers moving!
Mon	<b>Phonics Play</b>  Phase 6 Tumbleweed	<b>Maths</b>  Interpreting pictograms (see below)	<b>ICT</b>  PurpleMash 'Vehicles' Coding Game   Vehicles
Tue	<b>Phonics Play</b>  Phase 6 Magical Matching	<b>English</b>  Think back about your time in Year 2. Write about what you have enjoyed doing for each topic. There are some photographs below to help.  <i>Targets:</i> Use adjectives and commas for a list.	<b>Art</b>  Learn how to do paper quilling. Make a border of the first letter of your name. Use strips of paper and wrap them tightly around a pencil to curl them up! Here is an instruction video to help you: <a href="https://www.youtube.com/watch?v=W2BSnkXuxlI">https://www.youtube.com/watch?v=W2BSnkXuxlI</a> 
Wed	<b>Phonics Play</b>  Phase 6 Pond Life Plurals	<b>Maths</b>  Block diagrams (see below)	<b>PE</b>  Let's move! Dance sessions about looking forward to the summer holidays and holiday journeys. Get moving! <a href="https://www.bbc.co.uk/programmes/b03g6h9s">https://www.bbc.co.uk/programmes/b03g6h9s</a>
Thu	<b>Phonics Play</b>  Phase 6 Planetary Plurals	<b>English</b>  Read the story about Willie Whiskers and answer the questions.	<b>Music</b>  Each week we'll listen to a new type of music. This week we'd like you to listen to some ROCK AND ROLL music. <a href="https://www.youtube.com/watch?v=-0uRoWc2riM">https://www.youtube.com/watch?v=-0uRoWc2riM</a>  Does it make you want to dance?
Fri	<b>Phonics Play</b>  Phase 6 Past Tense Penguins	<b>Maths</b>  Block diagrams (see below)	<b>Music</b>  Body percussion (see sheet below)

PS. Be sure to take part in this year's annual **Summer reading challenge**:

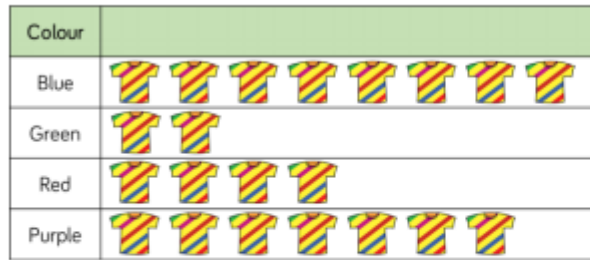
<https://summerreadingchallenge.org.uk/about-the-challenge>

## Maths:

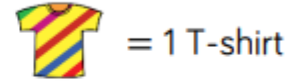
This week we will be looking at Statistics. Complete these questions below all about interpreting pictograms and block diagrams.

### Monday: Interpreting Pictograms

Here is a pictogram to show Class 5s favourite t-shirts.



**Key**




- What is the most popular colour t-shirt?
- What colour is the least popular t-shirt?
- How many more children chose blue t-shirts than red?
- How many children are in Class 5?

Here is a pictogram to show minibeasts collected by Class 5.



**Key**



- There are \_\_\_ ladybirds.
- There are \_\_\_ centipedes and worms altogether.
- There are \_\_\_ more worms than centipedes.
- What else does the pictogram tell us?


Teddy writes these statements about his pictogram:

- There were more cows than sheep.
- There were the same number of sheep and horses.
- There were more chickens than any other animal.
- There were less cows than goats.
- There were 8 goats.

Can you draw a pictogram so that Teddy's statements are correct?  
What title would you give it?

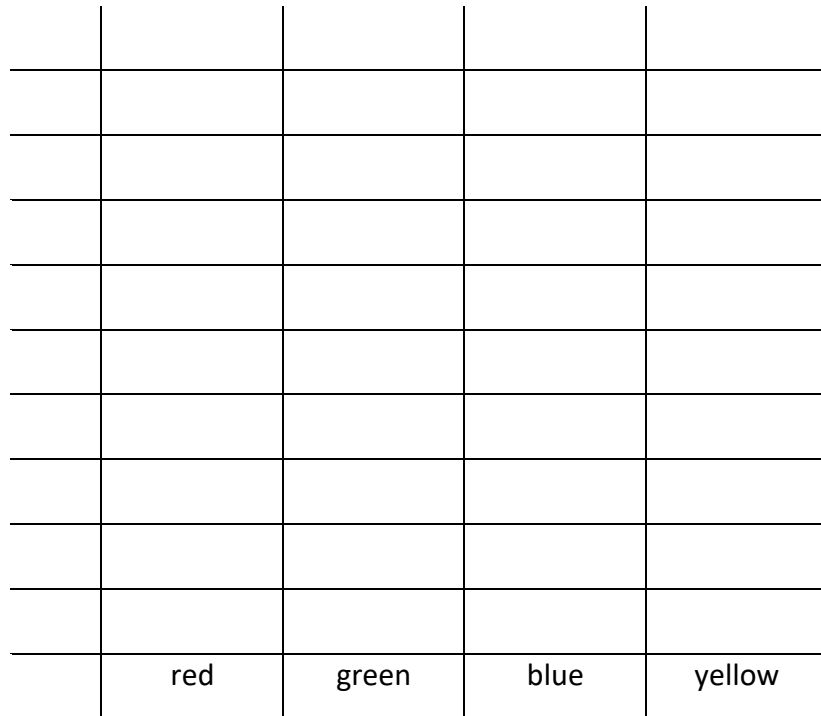
10					
9					
8					
7					
6					
5					
4					
3					
2					
1					
	cows	sheep	horses	chickens	goats


Wednesday: Block diagrams

 Class 4 are collecting data about favourite colours.

Colour	Number of children
Red	5
Green	8
Blue	7
Yellow	2

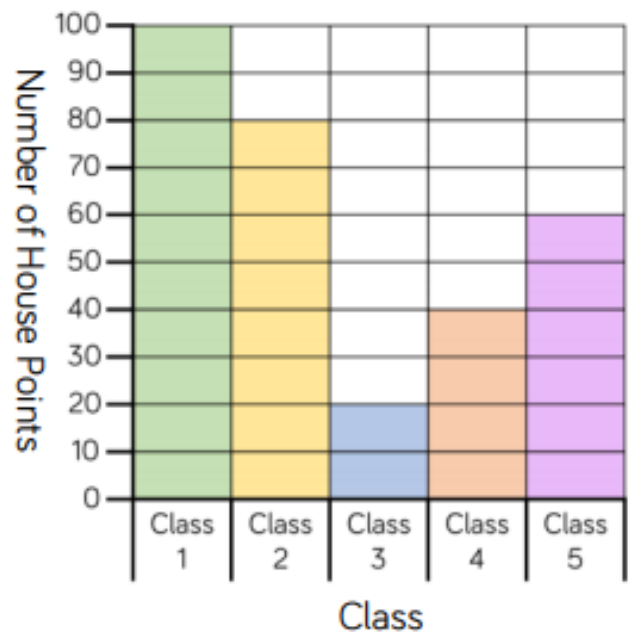
Make a block diagram using cubes to represent the data. Now draw the block diagram. What will the title be? Remember to label the blocks and draw a clear scale.




 5 classes collected their house points. Here are their results.

- Which class collected the most house points?
- Which class collected the fewest house points?
- How many more points did Class 2 get than Class 4?
- How many fewer points did Class 3 get than Class 5?
- How many points did Class 2 and Class 3 get altogether?








Block graph to show House Points Collected



# Zoo Block Diagram



Colour a box for each item that you find.

6							
5							
4							
3							
2							
1							
							



## Finish these sentences...

There are \_\_\_\_\_ lions.

There are \_\_\_\_\_ zebras.

The animal that has the lowest number are the \_\_\_\_\_.

The animal that has the greatest number are the \_\_\_\_\_.

The difference between the lowest number and the greatest is \_\_\_\_\_.

There are \_\_\_\_\_ animals altogether.

English:

My time in Year 2

**Wriggle and Crawl**

I enjoyed our topic Wriggle and Crawl because \_\_\_\_\_  
\_\_\_\_\_  
\_\_\_\_\_

My favourite part was when \_\_\_\_\_  
\_\_\_\_\_  
\_\_\_\_\_

I learnt that \_\_\_\_\_  
\_\_\_\_\_  
\_\_\_\_\_

**Splendid Skies**

I enjoyed our topic Splendid Skies because \_\_\_\_\_  
\_\_\_\_\_  
\_\_\_\_\_

My favourite part was when \_\_\_\_\_  
\_\_\_\_\_  
\_\_\_\_\_

I learnt that \_\_\_\_\_  
\_\_\_\_\_  
\_\_\_\_\_

Think of you own sentences for **Superheroes** and **Tower, Tunnels and Turrets**.



## Wriggle and Crawl



## Splendid Skies



## Superheroes



## Tower, Tunnels and Turrets



# Willie Whiskers

Margaret Gordon

- 1 Willie Whiskers lived at 3, Orangeblossom Avenue. His front door was a little hole in the skirting board of the kitchen. His back door led to the larder. This was the most important part of the house for Willie Whiskers and his family. It was full of good things to eat.
- 6 Willie Whiskers lived with his mum and dad, Mr and Mrs Whiskers, and all his brothers and sisters. Willie Whiskers wasn't sure how many. Some days he thought there were nine and some days he thought there were ten.
- 10 Willie Whiskers couldn't count very well. He was also bad at adding up. He was best at eating up. He was fat. He was very fat. He looked like a hairy golf ball.
- 13 "A young mouse should not be so round," said Mr Whiskers.
- 14 "What?" said Willie Whiskers. He was dreaming of biscuit crumbs.
- 16 "You're too fat," said Mrs Whiskers. "If you're not careful, you'll get stuck one day."



1. When Willie went out of his front door, where would he be?

---

2. *"His back door led to the larder."*

What does the word "larder" mean? Tick one.

A special place in the mousehole.

The kitchen.

The playground.

The room where food is stored.

3. Why do you think Willie Whiskers isn't sure about how many brothers and sisters he has?

---

4. *"He was also bad at adding up. He was best at eating up"* (paragraph 3).

What does this tell you about Willie Whiskers?

---

---

5. *"He was fat. He was very fat. He looked like a hairy golf ball"* (paragraph 3).

Why do you think the author tells us the same thing in three different ways?

---

---

6. What might happen to Willie later in the story?

---



## Body Percussion Rainstorm

This great body percussion activity is perfect for children of all ages and it really does sound like a rainstorm. It works best with a group of five or more people. The sounds start off very quietly and build up to a noisy storm. Then, as the storm passes, the volume goes back down from loud to quiet.



1. Rub hands together.

2. Click fingers.

3. Pat thighs softly.

4. Pat thighs louder.

5. Clap softly.

6. Clap louder.



7. During loud clapping, make thunder sounds vocally (booms, rumbles, etc.).



8. Clap softly.

9. Pat thighs loudly.

10. Pat thighs softer.

11. Click fingers.

12. Rub hands together.



There are no specific timings - just go with the flow of the activity. Give time for all the children to hear the changes in sounds as the storm gets louder or quieter.

It also works best when the leader moves to the next action but doesn't announce it. This allows for a smooth and slow transition to the next storm sound and sounds much more natural.