



Transition to Reception

The Avenue Primary School

Meet the team



Miss Walker
Reception Teacher



Miss Hewitt
Reception Teacher



Mrs Stone
Teaching Assistant
EYFS



Miss Booth
Deputy Head Teacher

Daily Timetable



8:50 Doors Open

9:00 Register

9:10 Phonics

9:30 Area time

10:20 Literacy

10:40 Playtime

11:00 Maths

11:20 Daily run followed by dough disco / handwriting

11:55 Lunchtime

1:00 Topic focus

1:20 Area time

2:50 Story / singing

3:05-3.15 Doors open

Challenges



Children are assessed
against the
7 Areas of Learning

7 Areas of Learning



1. Personal, Social and Emotional Development

Making Relationships
Self-Confidence and Self-Awareness
Managing Feelings and Behaviour

7 Areas of Learning



2. Communication and Language


Listening and Attention
Understanding
Speaking

7 Areas of Learning



3. Physical Development

Moving and Handling
Health and Self-Care

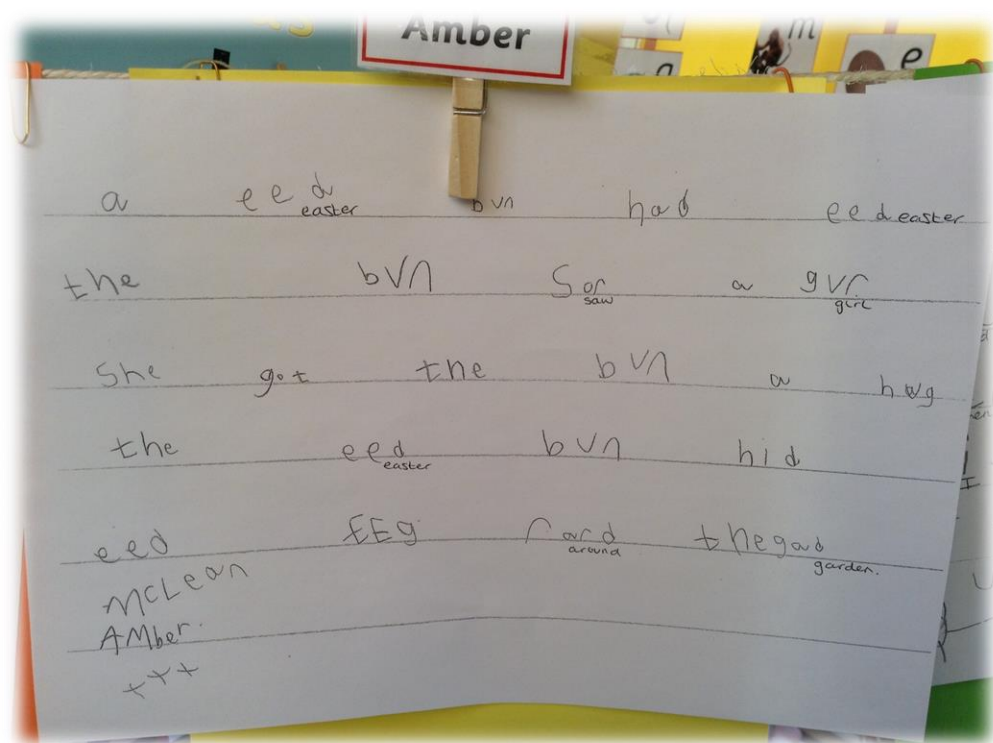


7 Areas of Learning



4. Literacy

Reading
Writing




7 Areas of Learning



5. Mathematics



Numbers
Shape, Space and Measure




7 Areas of Learning



6. Understanding the World

People and Communities
The World
Technology



7 Areas of Learning



7. Expressive Arts and Design

Exploring and Using Media and Materials

Being Imaginative



Characteristics of Learning



Playing and Exploring

- Finding out and exploring
- Playing with what they know
- Being willing to have a go

Active Learning

- Being involved and concentrating
- Keeping on trying
- Enjoying achieving what they set out to do

Creating and Thinking Critically

- Having their own ideas
- Making Links
- Choosing ways to do things

Cornerstones Curriculum



We cover six topics throughout the year following this scheme. The topics set the theme for the learning and activities in the classroom.

The topics are also linked to homework activities, trips and visitors.

Our first topic: **‘Why do you love me so much?’**

Stay and Play




Once a term we will invite you into the classroom for 'Stay and Play'. This will be an opportunity to look at your child's work and spend time completing activities in the classroom together.

Dates to be confirmed.

Home Reading



Your child will get a reading book to bring home with a reading log. This book will support your child's learning in Phonics. The reading book and reading log need to be brought into school every day for reading in the classroom.

Date	Book and page number	Comments
22.05 ✓	The Smartest Giant in Town	Read the list of items the giant bought and the letter at the end of the story. Well done Will!
23.05	Looking after Gran. to pg 9	Well done Will. Your fluency and understanding is really coming along! Miss James.
23.05 ✓	Looking after Gran	pg 9 to end Great reading Will! You even remembered the tricky word 'thought' by the end of the story.
24.05 ✓	Seasick	 Great fluency tonight Will!
25.05 ✓	Looking after Gran	Well done Will!

Tricky words, or words to practise

New sounds I have spotted (e.g. night rain)

--	--	--

Reading sticker chart



Your child will receive a sticker each day they read at home.


- 50 reads by Christmas
- 100 reads by Easter
- 150 reads by Summer (end of July)

Each time your child achieves an award they choose a book to take home from our fabulous library. However there are strict cut off points at the end of each term to encourage children to achieve 150 reads by summer.

If your child read more than 150 times they also have the opportunity to achieve certificates for up to 400 reads.

*Reading at school does not count, this is an incentive to encourage reading at home.

Sticker Chart



=



Home Reading



From the first week of September your child will bring home books with sentences in for you to read to your child for the first couple of weeks.

Then they will bring home a book without any words in, for your child to discuss what is happening on each page.

Then they will move onto our reading scheme with words which match the phonetic sounds which they are learning.

Home Reading



Inside your child's reading log please sign and date every time they read at home (even throughout the school holidays) This will ensure we know when a book needs changing and how many stickers to update the chart with. Do not feel you need to comment every time, only if you feel there is something we need to know.

Please be aware that 1 sticker will only be given per day.

To begin with books will be changed on a Monday and a Thursday.
This will increase as the year goes on.

Project Homework



3 activities based around the current topic will be published on the website every half term on the home learning tab.

Golden Rules



Do look after our property

Do be kind and gentle

Be honest

Do listen to others

Do not speak to people in a disrespectful way

Do work hard

Behaviour Policy



Yellow card Red card

First - verbal warning

Yellow card – following on from a verbal warning

Red card – Stage 1

Stage 2 – time out in parallel Reception class

Stage 3 – Time out in Nursery

Marvellous Me



A fantastic way for us to communicate with you about your child's learning.

We will update you on 'new' learning, send you photos and celebrate your child's achievements.

We also send reminders e.g. school trip on Tuesday.

Make sure you sign the Marvellous Me permission form and return to the office.

School Rewards



House point system – The children receive house points throughout the week for good work, good behaviour, manners etc. They go into a pot and one name is picked out during celebration assembly on a Friday. The lucky child selects a prize!

Reading Challenge – mentioned earlier.

Star of the week – one child from each class will receive this award in the weekly celebration assembly on a Friday. The children can only be eligible for this award if they have read 4x in the week, had full attendance, perfect behaviour and worn the correct school uniform.

Star writer of the week - one child from each class will receive this award in the weekly celebration assembly on a Friday.

How can I prepare my child for Reception?



Develop independence by:

Encouraging your child to get dressed and undressed so that they find changing for P.E. much easier (consider carefully what you dress your child in on P.E days at the start of the year)

Please name everything including shoes. The children are not allowed to wear earrings for P.E.

When you buy your child's new **winter coat** give them some time to practise **taking it on and off and practise fastening it up.**

The children have snack daily at playtime (apples, pears, carrots, satsumas, bananas) If your child doesn't eat fruit think about encouraging this over the summer as they will get peckish throughout the morning!

Practise using a knife, fork and spoon in preparation for lunch in the dining hall every day.

Uniform

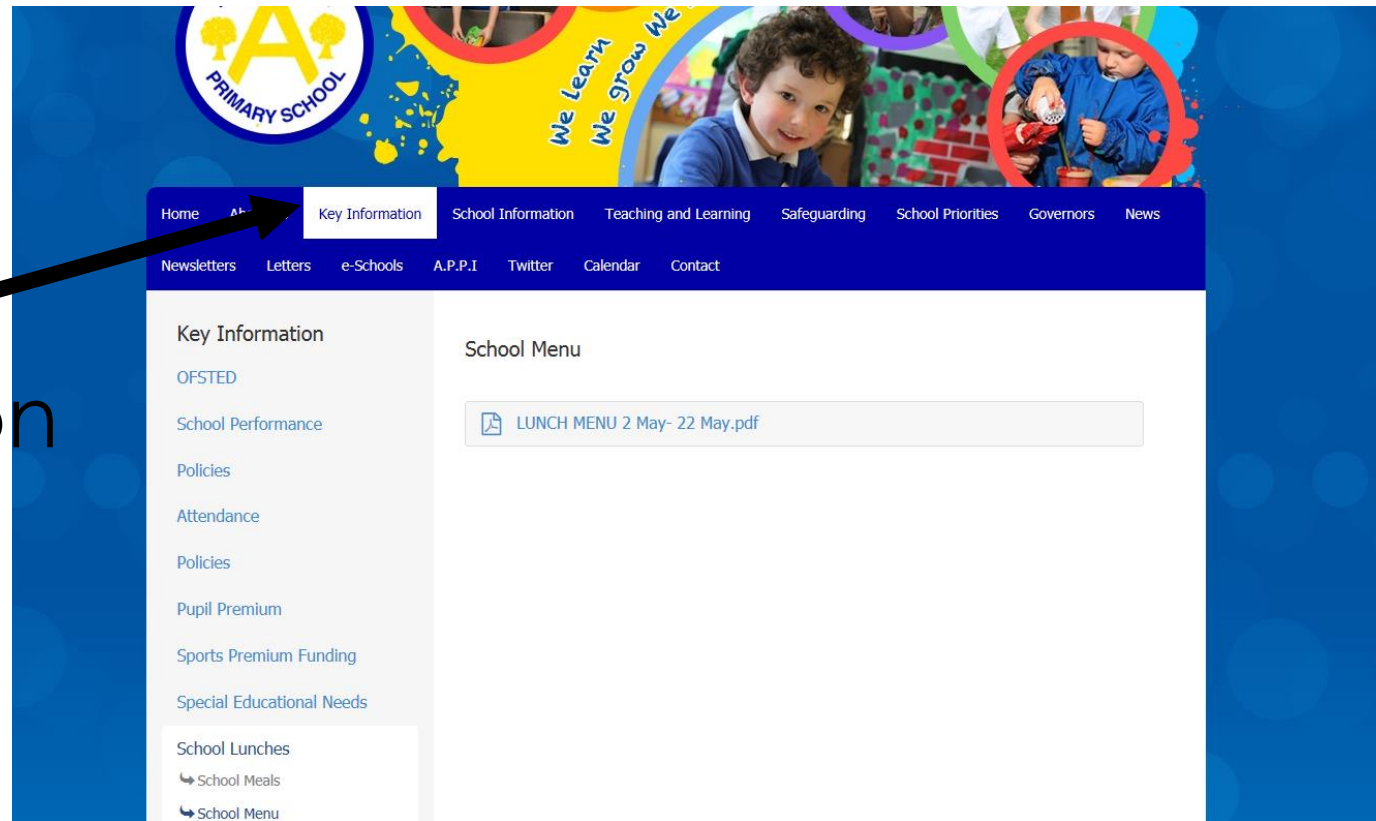


- The school uniform policy states that children should wear; blue sweatshirts /cardigans; white polo shirts; black/grey trousers/skirts/dresses; plain socks/tights – black, grey, blue or white (no over the knee socks) black shoes.
- Blue and white check dresses can be worn during the summer.
- Please label all items of clothing and shoes.
- Reception do require a P.E. kit; blue/black shorts, pale blue polo shirt and a suitable change of shoes.
- Our uniform provider is 'Lollipops' at Berwick Hills. Prices can be found in your Early Years Foundation Stage Prospectus.

School Lunches



A menu can be found on the school website.



key information
tab

Reminders



Please leave your child's P.E. kit on their peg throughout the half-term. We have a set P.E. day but sometimes things come up and we have to change our P.E. slot for the week. This will ensure that nobody ever misses out.

The children will continue to have access to the **outdoor area**. Please ensure they bring a coat and suitable footwear for using it.

As in Nursery we have a **contribution tin** which will go towards classroom resources.

We have a school **twitter** feed which we update with photographs and information.

The children are able to bring a water bottle. **Water only, no juice**. Daily water challenge.

Cloak room independence.

Party list of children's first names. Please let us know if you object to this.

Wow moment templates are in the cloakrooms (to be completed at home)

Parkway



- Parkway offer breakfast and after school club to children at The Avenue Primary School. We work closely with the Parkway staff to ensure care is consistent in all areas.
- If you would like information about Parkway please contact Kirsty Richardson on theavenueparkwaydaynursery@outlook.com

Contact details



- *School website:*
- www.theavenueprimaryschool.co.uk

- *Email:*
- avenueprimary@mcschools.org.uk

- *Twitter:*
- @AvenuePrimaryUK

- *Phone number:*
- (01642) 318510

On your child's first day..



On your child's first day in September we will ask you to complete some forms about your child e.g. medical / dietary information.

There will be a chance for you to speak to the Reception staff about your child if there are any specific details you feel they need to know, so please don't worry over the summer.