



The Avenue Primary School

Work from home - Reception

In order to help you organise your day, we have devised a daily timetable with suggested activities. This timetable suggests how and when to complete activities daily. We hope this helps and we really hope to see you soon!

Remember these are just ideas 😊

9:00 – 9:30 - PE to start the day

Youtube - PE with Joe Wicks. Do this as a family and get your blood pumping around your body and brains working. Remember to drink your water!

Just Dance, BBC movers, GoNoodle are other alternatives you can try.

9:30 – 9:45 - Break/ water bottle challenge

Put some relaxing music on Youtube as you finish stretching and rehydrate with water and fruit (make sure adverts are finished before showing the children any video clips on Youtube)

<https://www.youtube.com/watch?v=qFZKK7K52uQ&t=1648s>

<https://www.youtube.com/watch?v=GBexfwe-9j0>

Whilst the music is on start the daily water bottle challenge.

Draw a water bottle outline on a piece of paper, every time you finish your water bottle, you can write your name inside the bottle outline. Who is drinking the most water daily in your family?

9:45 – 10:00 - Handwriting

Continue playing the relaxing music in the background and begin with handwriting. You could focus on one letter/number a day. Say the formation rhyme as your child writes. Lots of positive praise/ encouragement is needed for this. Your child may be forming letters and numbers backwards, if they are doing this talk them through the correct way, writing as you do.

(u, y, 8, 9)

u – Down the umbrella, up the umbrella and down to splash in the puddle.

y – Down a horn, up a horn and under his head

8 – Make a 's' and do not wait. When it is joined up you have an eight.

9 – Make a loop then a line, that's the way we make a nine.

10:00 – 10:30 – Literacy/ Phonics (more word lists below)

Monday - Read the new words (**page 9**) with the digraph 'sh' and 'ng'. Adult to write them on small pieces of paper and ask your child to read each word and put it in the 'sh' pile or the 'ng' pile.

Tuesday- Read the story Elmer together. Who is the author and illustrator?

<https://www.youtube.com/watch?v=wdyo4ykh2WA>

Wednesday - If you were an elephant how would you want to look? Draw your own elephant and create a colourful pattern.

Thursday – Real and silly 'sh' and 'ng' words. Write the words below on pieces of paper. Ask your child to read them and put them in the real word pile or silly word pile.

Fish, ring, shem, shim, besh, wing, shop, sing, hing.

Friday tricky words – Place the tricky words all around the floor. Throw a soft toy and read the word that it lands on. How many can you read?

(Most children have all of the tricky words below; some children have more which is fine. **The tricky words in red are to add to your child's pack.** Remember, tricky words are sight words. Introduce the new tricky words and talk about the letters within it. Think of some sentences including some of the tricky words below.

I	to	no	go	the	into	he
she	me	we	was	is	for	of
are	all					

10:30 – 11:00 – Break time

Time for a break, you have worked so hard this morning! Remember the water challenge!

11:00 - 11:30 – Maths

See [page 6](#) for activity sheet for the week ☺ - something fun and practical!

Extra activities –

Jack Hartman sing along counting to 100 challenge – a great starter activity.

<https://www.youtube.com/watch?v=0TgLtF3PMOc&t=7s>

Splat number square – a quick 5-minute activity, splat a given number on the number square, no more than 5-10 minutes on this at a time 😊 You can also use the splat square to support counting in 2's and 5's from last week. Can they splat the numbers for counting in 2's then counting in 5's?

<https://www.topmarks.co.uk/learning-to-count/paint-the-squares>

This is also a really fun counting in 2's song on YouTube by Jack Hartmann
https://www.youtube.com/watch?v=OCxvNtrcDis&feature=emb_logo

11:30 – 12:00 Dough Disco

Work with Lego or playdough and get those finger muscles working.

Dough Disco – Play superman song on Youtube. Your child can then show you how we complete dough disco at school with their dough. Can you remember all of our actions?

<https://www.youtube.com/watch?v=83aUaYQF4NM>

You could then use your dough/Lego to build something of your choice. After building your model, draw your design on a piece of paper and label using your phonic knowledge independently. Remember to listen for each sound carefully in each word.

12:00 – 1 Lunch Time

Time for lunch 😊 Can you cut up your own lunch using a knife and fork? Do you have any fruit and vegetables on your plate? Remember we need to be healthy and eat our 5 a day!

1-2 Creative During the week

1. Make playdough together using the recipe on [page 5](#).
2. Add water to several plastic transparent cups. Chose a different colour food colouring to go in each. Add kitchen roll like the images below. What will happen next? Observe and discuss!



Read a nice story together to finish your day of learning. Well done, you have made it through the day 😊

Have fun and stay safe 😊



The **BEST** Playdough

1 cup flour
2 tsp cream of tartar
1/2 cup salt
1 tbsp cooking oil
1 cup water
food coloring

Mix food coloring with your water first. Then add the vegetable oil and water with food coloring to a large pot. Add the dry ingredients to your pot and mix well. Cook over low to medium heat until the dough starts to form and becomes dry. Once it starts to form a ball take off the heat. Once cool, knead for 5 minutes.

thebestideasforkids.com



HOME Challenge Sheet

1

How many steps?



Count how many steps it takes you to get from one side of the room to the other. Which room takes the most steps?


2

In height order

Collect 5 items that you can hold in your hands. Now order the items from tallest to shortest.

3

Doors or windows



Count the number of windows in your house.

Count the number of doors in your house.

Do you have more doors or windows?

4


Numbers all around!

How many items in your house have a number on them? TV remote control, clock, etc.

Which object has the most numbers?

5

Traffic lights



Look around your house for red, yellow and green items. Every time you see an item of this colour write it down.

Which colour is the most popular?


6

Weigh it up

Collect 10 items from your house. Order them from lightest to heaviest. Now order them from tallest to shortest.

7

How many body parts?



How many people are in your house?

How many eyes in total?

How many legs?

How many noses?

How many toes?

8


2D Shape Hunt

Count how many of the following shapes you can find in your house.

Squares

Rectangles

Triangles



9

How many handles?

Count how many handles are in your house. Look for doors, cupboards, windows etc. How many did you find?

10

Maths on the Move number trail

Download and cut out the question cards and follow the answers around the house. [Download.](#)

Initial Code Unit 8	VCC and CVCC words (no new sound-spelling correspondences)			
act	elm	imp	opt	and
end	ink	ant	its	elf
band	gets	link	rusk	gaps
limp	runt	zinc	belt	gust
loft	sent	film	lent	rift
wink	dust	lamp	left	west
bank	help	sand	gulp	pond
must	junk	went	tilt	ramp
Kent	dots	desk	yelp	wind
vest	wept	tusk	soft	silk
rust	gift	lump	held	bulb
tank	cats	pant	pink	disk
kilt	rest	fond	milk	camp
dusk	kiln	hits	fact	rent
pulp	pest	sulk	lisp	hunt
land	felt	damp	fist	maps

<u>Initial Code</u> Unit 9	CCVC words (no new sound-spelling correspondences)			
bless	clap	drag	flat	grill
plum	scan	snap	trap	twin
brim	crab	dwell	frog	glad
press	skin	slip	swim	trip
blot	cliff	drop	flag	grab
plan	smell	spot	step	twig
blob	clip	dress	flap	gran
plug	scab	still	swell	trot
brag	club	cross	drip	from
grip	prop	skid	slam	stop
bluff	clog	drill	flip	gloss
plot	slim	spin	tram	snug
brat	crop	drum	flog	glum
pram	skill	stab	sniff	trim
cram	floss	grid	plod	trod
slot	spell	skim	fret	stiff

<u>Initial Code</u> Unit 10	CCVCC words (no new sound-spelling correspondences)			
bland	crust	drink	frost	glint
plump	skunk	slept	smelt	trunk
blink	clamp	crept	drips	flint
grand	prank	slump	spend	tramp
blond	clink	crest	drops	frank
grunt	print	spelt	stand	trust
blank	cramp	drift	flaps	grins
plank	stamp	stink	swept	twist
brand	crisp	dwelt	flank	plonk
scalp	skips	spilt	swift	trump

<u>Initial Code</u> Unit 10	CVCCC (no new sound-spelling correspondences)			
winks	limps	dents	rasps	vests
belts	costs	dents	fists	hands
jumps	lamps	melts	ramps	sulks
tents	winks	yanks	bumps	dusts
lamps	mints	sifts	tilts	bends

<u>Initial Code</u> Unit 10	CCCVC (no new sound-spelling correspondences)			
scram	sprat	strap	strip	scrap
strut	strop	scrum	scrub	strum

<u>Initial Code</u> Unit 11	Sound: /sh/		< sh >	
fish	gash	rash	rush	wish
shed	dish	shut	cash	shop
shelf	brush	shrub	shift	shred

<u>Initial Code</u> Unit 11	New sound: /ng/*		< ng >	
bang	bring	cling	king	lungs
sling	sting	thing	wing	song