



# Transition to Reception

The Avenue Primary School

# Meet the team



**Miss Walker**  
Reception Teacher



**Miss Hewitt**  
Reception Teacher



**Mrs Stone**  
Teaching Assistant  
EYFS



**Mrs Loran**  
Teaching Assistant  
EYFS

# Daily Timetable



9:10 - 9:30	Phonics
9:30 - 10:05	Area Time
10:05- 10:25	Playtime
10:25 - 10:50	<u>Monday – Thursday</u> Maths
	<u>Friday</u> - RE
10:50- 11:40	Area time
11:40-11:50	Singing and washing hands
11:50-12:45	Lunch
12:45- 13:00	Dough Disco and Handwriting
13:00 - 13:15	<u>Monday, Tuesday, Wednesday</u> - Afternoon focus/ Literacy
	<u>Thursday</u> - PE
	<u>Friday</u> - PSHE
13:15 – 2:50	Area time



Children are assessed  
against the  
**7 Areas of Learning**

# 7 Areas of Learning



## Communication and Language

- Listening, Attention and Understanding
- Speaking

# 7 Areas of Learning



## Personal, Social and Emotional Development

- Self Regulation
- Managing Self
- Building Relationships

# 7 Areas of Learning



## Physical Development

- Gross Motor Skills
- Fine Motor Skills



# 7 Areas of Learning



## Literacy

- Comprehension
- Word Reading
- Writing




# 7 Areas of Learning



## Mathematics

- Numbers
- Numerical Patterns



# 7 Areas of Learning



## Understanding the World

- Past and Present
- People, Culture and Communities
- The Natural World



# 7 Areas of Learning



## Expressive Arts and Design

- Creating with Materials
- Being Imaginative and Expressive



# Characteristics of Learning



## **Playing and Exploring**

- Finding out and exploring
- Playing with what they know
- Being willing to have a go

## **Active Learning**

- Being involved and concentrating
- Keeping on trying
- Enjoying achieving what they set out to do

## **Creating and Thinking Critically**

- Having their own ideas
- Making Links
- Choosing ways to do things

# Cornerstones Curriculum



We cover six topics throughout the year following this scheme. The topics set the theme for the learning and activities in the classroom. The topics are also linked to homework activities, trips and visitors.

Our first topic: **‘Are We There Yet?’**

Autumn 1	Autumn 2	Spring 1	Spring 2	Summer 1	Summer 2
					
Are we there yet?	Are carrots orange?	What happens when I fall asleep?	Do cows drink milk?	Will you tell me a story?	What can you see in summer?

# Stay and Play



Once a term we will invite you into the classroom for 'Stay and Play'. This will be an opportunity to look at your child's work and spend time completing activities in the classroom together.

We are hopeful that this will be able to go ahead as restrictions get lifted. We will inform you of dates next year.

# Home Reading



Your child will get a reading book to bring home with a reading log. This book will support your child's learning in Phonics. The reading book and reading log need to be brought into school every day for reading in the classroom.

Date	Book and page number	Comments
22.05 ✓	The Smartest Giant in Town	Read the list of items the giant bought and the letter at the end of the story. Well done Will!
23.5	Looking after Gran. to pg 9	Well done Will. Your fluency and understanding is really coming along! Miss James.
23.05 ✓	Looking after Gran	pg 9 to end Great reading Will! You even remembered the tricky word 'thought' by the end of the story.
24.05 ✓	Seasick	Great fluency tonight Will!
25.05 ✓	Looking after Gran	Well done Will!

Tricky words, or words to practise


New sounds I have spotted (e.g. night rain)

--	--	--	--

# Reading sticker chart



Your child will receive a sticker each day they read at home.


- 50 reads by Christmas
- 100 reads by Easter
- 150 reads by Summer (end of July)

Each time your child achieves an award they choose a book to take home from our fabulous library. However there are strict cut off points at the end of each term to encourage children to achieve 150 reads by summer.

If your child read more than 150 times they also have the opportunity to achieve certificates for up to 400 reads.

\*Reading at school does not count, this is an incentive to encourage reading at home.  
1 per read per day is counted only.

# Sticker Chart



=



For every 5 reads children receive a sticker on the reading chart.

50 reads by Christmas

100 reads by Easter

150 reads by Summer (end of July)

# Home Reading



From the first week of September your child will bring home books with sentences in for you to read to your child for the first couple of weeks.

Then they will bring home a book without any words in, for your child to discuss what is happening on each page.

Then they will move onto our reading scheme with words which match the phonetic sounds which they are learning.

# Home Reading



Inside your child's reading log please sign and date every time they read at home (even throughout the school holidays) This will ensure we know when a book needs changing and how many stickers to update the chart with. Do not feel you need to comment every time, only if you feel there is something we need to know.

**Please be aware that 1 sticker will only be given per day.**

To begin with books will be changed on a Monday and a Thursday.

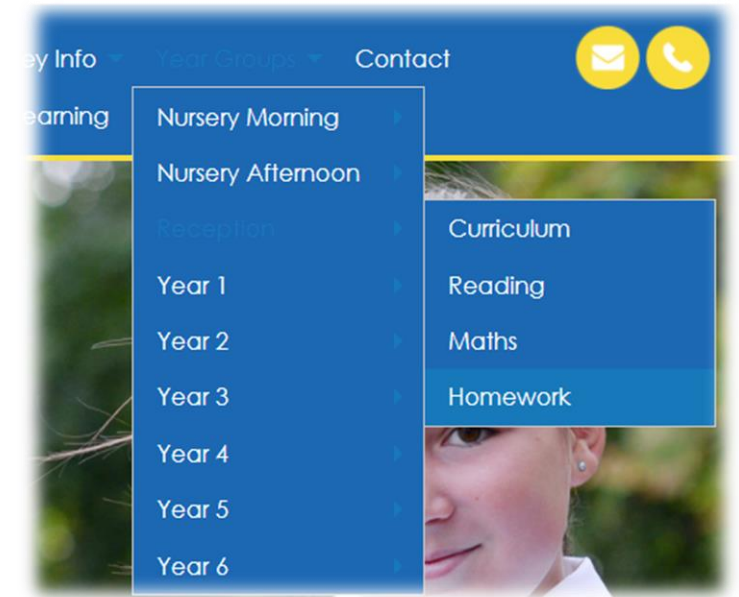
# Project Homework



8 activities based around the current topic will be published on the website every half term. Please choose 3 to complete each half term.

[The Avenue \(theavenueprimaryschool.co.uk\)](http://theavenueprimaryschool.co.uk)

Year groups  
Reception  
Homework



# Golden Rules



- Do look after our property
- Do be kind and gentle
- Be honest
- Do listen to others
- Do not speak to people in a disrespectful way
- Do work hard



# Behaviour Policy



## Yellow card Red card

First - Verbal Warning

**Yellow card** – Following on from a verbal warning. (name written on a yellow card and stuck on the wall near our cloud stages)

**Red card** – Stage 1 (name written on a red card and stuck onto stage 1 cloud)

Stage 2 – Time out in parallel  
Reception class

Stage 3 – Time out in Nursery

# Dojo



A fantastic way for us to communicate with you about your child's learning.

We will send you pictures of your child busy working in the classroom.

We will update you on 'new' learning, send you photos and celebrate your child's achievements.

We also send reminders e.g. school trip on Tuesday.

Make sure you sign the Dojo permission form and return to the office.

# School Rewards



**Dojo points**– The children receive dojo points throughout the week for good work, good behaviour, manners etc. The dojo points are reset every term. Children have the chance to work towards 35, 70 and then 100 dojos before each term finishes. They will then receive a certificate in celebration assembly on a Friday.

**Reading Challenge** – mentioned earlier.

**Star of the week** – one child from each class will receive this award in the weekly celebration assembly on a Friday. The children can only be eligible for this award if they have read 4x in the week, had full attendance, perfect behaviour and worn the correct school uniform.

**Star writer of the week** - one child from each class will receive this award in the weekly celebration assembly on a Friday.

# How can I prepare my child for Reception?



Develop independence by:

When you buy your child's new **winter coat** give them some time to practise **taking it on and off and practise fastening it up.**

The children have snack daily at playtime (apples, pears, carrots, satsumas, bananas) If your child doesn't eat fruit think about encouraging this over the summer as they will get peckish throughout the morning!

**Practise using a knife, fork and spoon** in preparation for lunch in the dining hall every day.

**Please name everything** including shoes. The children are not allowed to wear earrings for P.E.



# Uniform

- The school uniform policy states that children should wear; blue sweatshirts /cardigans; white polo shirts; black/grey trousers/skirts/dresses; plain socks/tights –black, grey, blue or white (no over the knee socks) black shoes.
- Blue and white check dresses can be worn during the summer.
- Please label **all** items of clothing and shoes.
- Reception do require a **P.E. kit**; blue/black shorts, pale blue polo shirt and a suitable change of shoes.
- Our uniform provider is 'Lollipops' at Berwick Hills**. Prices can be found in your Early Years Foundation Stage Prospectus.

# School Lunches



A menu can be found on the school website.

[www.theavenueprimaryschool.co.uk](http://www.theavenueprimaryschool.co.uk)

Click on the '**about**' tab at the top of the page.  
Then click '**the school day and meals**' from the drop down menu



# Reminders



**Outdoor area** - The children will continue to have access to the **outdoor area**. Please they bring a coat and suitable footwear for using it.

**Contribution Tin** – We have a contribution tin which will go towards classroom resources.

**Water Bottles** - The children are able to bring a water bottle. **Water only, no juice.**

**Daily water challenge** – We encourage the children to drink at least one bottle of water a day. Once they have finished their bottle, they can write their name on our water challenge and receive a dojo point.

**PE Day** - Children are to come to school on our designated PE day in their PE kit which is on a Thursday every week.

**Passwords for Collection** – You will be given a password in September which you will need if anyone different is collecting your child from school.

# Parkway



- Parkway offer breakfast and after school club to children at The Avenue Primary School. We work closely with the Parkway staff to ensure care is consistent in all areas.
- If you would like information about Parkway please contact Kirsty Richardson on [theavenueparkwaydaynursery@outlook.com](mailto:theavenueparkwaydaynursery@outlook.com)

# Contact details



- *School website:*

- [www.theavenueprimaryschool.co.uk](http://www.theavenueprimaryschool.co.uk)

- *Email:*

- [avenueprimary@mcschools.org.uk](mailto:avenueprimary@mcschools.org.uk)

- *Twitter:*

- [@AvenuePrimaryUK](https://twitter.com/AvenuePrimaryUK)

- *Phone number:*

- (01642) 318510

# On your child's first day..



Before your child's first day in September we will ask you to complete some forms about your child e.g. medical / dietary information.

There will be a chance for you to speak to the Reception staff about your child if there are any specific details you feel they need to know, so please don't worry over the summer.