



# The Avenue Primary School

## Work from home - Nursery

### Suggested activities to fill your daily timetable

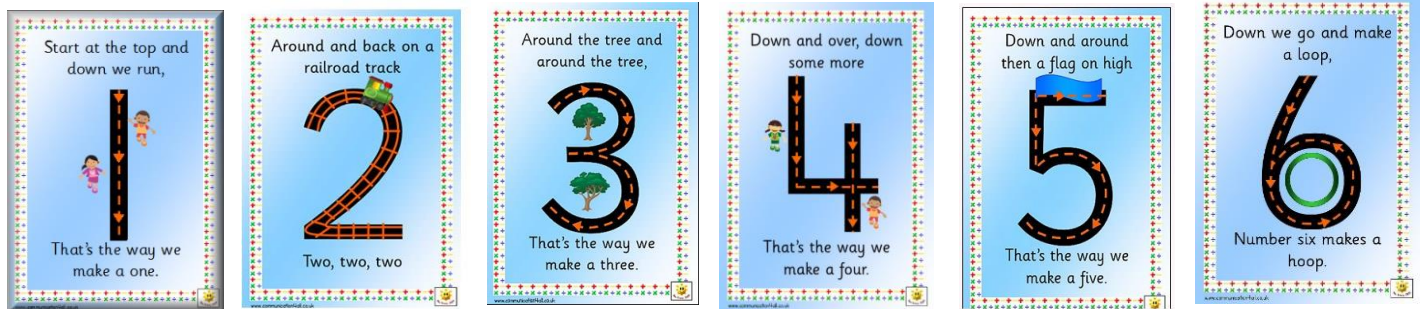
Our topic for this half term is called 'Why is water wet?' The topic looks at staying safe in and around water, properties of water, things which are waterproof and floating and sinking. We can have lots of fun with water, however adults must be present when we are playing with and exploring water to ensure we remain safe.

Reading	Fine Motor Skills	Creative	Communication
Share stories and talk about pictures, characters, and storylines. Listen to the story 'Plunge into the pirate pool' read by Mrs Owens. Can you make up an adventure of your own? Maybe you will be gobbled up by a shark like Albie, flown into space with aliens or locked in a magical castle with a fire breathing dragon!	Practise pouring water from one container to another. Can you do this without spilling?	Create a sea monster just like the one in our pirate story. Use the description in the story to help you – Enormous teeth, huge, googly eyes and a glowing light dangling from it's head.	Enjoy a water-themed sing-along such as 'I Hear Thunder', 'Rain, Rain Go Away' or '5 Little Ducks'.
Physical	Writing	Self-Care	ICT
Can you try our 'Mile a day'? Try to run, jog or walk for 1 mile each day of the week. This could be laps around your garden or around a local park with an adult.	Practise name writing using your name card provided in your work pack. For those of you who can do this, try your surname too! It is really important to continue to practise name writing each day.	Can you help your parents make some of your meals? You could spread butter on your toast, squirt ketchup on your chips or pour milk on your cereal.	Visit the cBeebies website and explore the games, puzzles and songs. <a href="http://www.bbc.co.uk/cbeebies">www.bbc.co.uk/cbeebies</a>

### Maths

- Find a spray bottle or an empty washing up liquid/shampoo bottle and ask an adult to fill it with water. Ask an adult to chalk numbers 1-10 on to a wall or path. When your adult calls out a number, find it and squirt it with your water bottle. Repeat until you have practiced recognising and identifying all numbers up to 10.
- Practice counting to 10, then up to 20 and beyond as high as you can. Parents, give your child a number. Encourage them to tell you the number which comes next. Use the vocabulary '1 more'. If they can do this, can they tell you the following two numbers?
- Use the numbered umbrellas at the bottom of the page (or make your own) to secure your number recognition. With help from an adult, hang your umbrellas up or place them on a tabletop. Can you place them in order? Can you name the numbers on the umbrellas? Parents, please question your child's understanding by asking questions, such as 'What is this number?' and 'Can you find me umbrella number two?' etc.

- Continue practising writing the numerals you have been learning using the rhymes below to help you. The more you do this, the easier it will become, and you will be writing your numbers in no time!

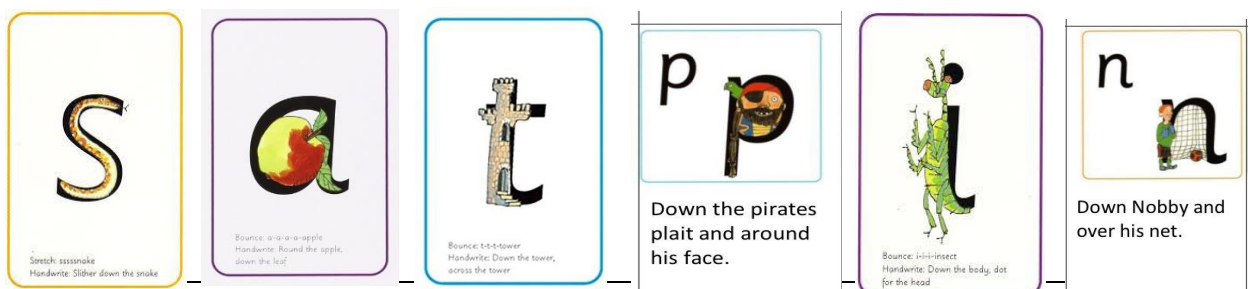


- Watch the Number blocks videos to continue becoming familiar with the numbers 1-6



- 1 - <https://www.youtube.com/watch?v=7APNVVdrx5M>
- 2 - <https://www.youtube.com/watch?v=JCUGLyVkmIM>
- 3 - <https://www.youtube.com/watch?v=Bkufsme9qiA>
- 4 - <https://www.youtube.com/watch?v=ZOFZI7LcGMQ>
- 5 - <https://www.youtube.com/watch?v=cDjb7BIT9l0>
- 6 - <https://www.youtube.com/watch?v=xZ9QSeqk2Vc>

## Phonics

- Continue to practise the letters you have learnt so far. Lots of repetition and practise will help improve your formation. Use your flashcards to continue practising each sound. Lots of repetition and practise will help you learn and remember them.



- Look at the images below. Can you say what each of the pictures are? Say the word out loud to help you hear the initial sound. Can you think of the sound each picture begins with? If you have some magnetic letters, you could find the correct letter sound (lowercase)


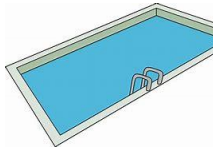


© Can Stock Photo



- Complete the picture board at the bottom of the page by identifying the initial sound of each word. Try writing the correct sound in each box.
- Complete the online game, matching the picture with the correct initial sound.  
<http://www.letters-and-sounds.com/phase-2-initial-sound-game-1.html>
- Watch the video 'Peppa goes swimming'. Can you re-tell the story to your family? Use the pictures below to help you.

<https://www.youtube.com/watch?v=hWdLhB2okqA>



### **Creative**

- Draw a picture of you enjoying yourself in water. This could be you exploring at the seaside, splashing in a swimming pool or paddling pool or jumping in muddy puddles!
- Fill a bucket or paddling pool with waterproof toys/items such as plastic balls, or Lego pieces. Can you rescue your toys in time? Ask an adult to time you to see how quickly you can rescue everything!
- Create a water-themed collage using craft materials around your home. Here are some examples to help you.



## **Writing and Reading**

For a child friendly version of explaining what is happening at the moment you could share the books below. Please visit:

<https://nosycrow.com/wp-content/uploads/2020/04/Coronavirus-A-Book-for-Children.pdf>

Practise 'air writing' some new sounds. Use the website below to watch some sky writing to show you the correct formation.

<http://www.ictgames.com/mobilePage/skyWriter/index.html>

**Oxford Owl** - <https://www.oxfordowl.co.uk/for-home/find-a-book/library-page/>

**Book trust** - <https://www.booktrust.org.uk/books-and-reading/have-some-fun/storybooks-and-games/>

**Letters & Sounds** - <http://www.letters-and-sounds.com/phase-1-games.html>

**Phonics Play** - [www.phonicsplay.co.uk](http://www.phonicsplay.co.uk) **Username: march20 Password: home**

<https://www.teachyourmonstertoread.com/>

**Collins**- <https://collins.co.uk/pages/big-cat-ebooks>

**Twinkl**- <https://www.twinkl.co.uk/resources/literacy/reading/reading-ebooks>

## **Keep active!**

<https://www.thebodycoach.com/blog/pe-with-joe-1254.html> - 9am PE with Joe Wicks

*This Girl Can - Disney Workouts* - <https://www.thisgirlcan.co.uk/activities/disney-workouts/>

<https://www.youtube.com/watch?v=9JI01thiHYI>

<https://www.qonoodle.com/>

## Phase Two Grapheme/Phoneme Flashcards

s

a

t

p

i

n

