

The Avenue Primary School

Work from home - Nursery

Suggested activities to fill your daily timetable

Our topic for this half term is called 'Why is water wet?' The topic looks at staying safe in and around water, properties of water, things which are waterproof and floating and sinking. We can have lots of fun with water, however adults must be present when we are playing with and exploring water to ensure we remain safe.

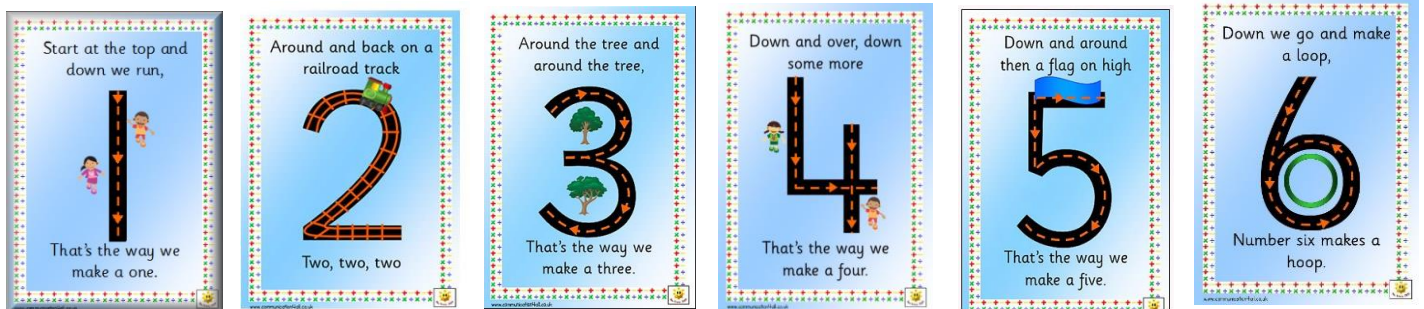
Reading	Fine Motor Skills	Creative	Communication
Share stories and talk about pictures, characters, and storylines. Listen to the story read by Mrs Taylor. There are lots of alliterative sentences in the story, such as 'Wonderful Wellies'. Can you listen and identify them all?	With adult supervision, can you cut up some pieces of fruit into small chunks? Make sure you hold your knife correctly and keep control of it using your hand and wrist muscles.	Make a fruit drink by adding your chopped fresh fruit to a glass of cold water. Enjoy it in the sunshine. Yummy!	Do you know your door number? Can you learn it? Do you know the date and month of your birthday? Can you learn it and practise it, so that you remember if you are ever asked?
Physical	Writing	Self-care	ICT
Try our 'Mile a day' /daily exercise. Try to run, jog or walk for 1 mile each day of the week. This could be laps around your garden or around a local park with an adult.	Practise name writing using your name card provided in your work pack. For those of you who can do this, try your surname too! It is really important to continue to practise name writing each day.	Wash your hands with Peppa! Can you learn the song to help you wash your hands? https://www.youtube.com/watch?v=ZOkN4IV0gN8	Visit the cBeebies website and explore the games, puzzles and songs. www.bbc.co.uk/cbeebies

Maths

- Collect up to 10 items from outdoors, such as pebbles, flowers and leaves. Can you count them? Can you match the correct number card to show how many items are in the group? Repeat this with a different number of items in each group. You could even try writing the number.
- Number hunt! Numbers are everywhere! Go on a number hunt and try to spot numbers in different places. Can you find numbers around your home? Are there any whilst out walking? Are there any numbers in your garden? You could take photos or copy each number you see, practising your number formation.



- Find a large plastic container or a bucket and a small cup or beaker. Place your number cards face down. One at a time, select a card and turn it over. Can you pour the correct amount of cupful's into your bucket? Repeat this, turning over a different number each time.
- Use your number cards and place them in order from 1-10. You may need some help and practise, but keep trying until you can do it independently. Count on from 1-10 then count back from 10-0.
- Continue practising writing the numerals you have been learning using the rhymes below to help you. The more you do this, the easier it will become and you will be writing your numbers in no time!

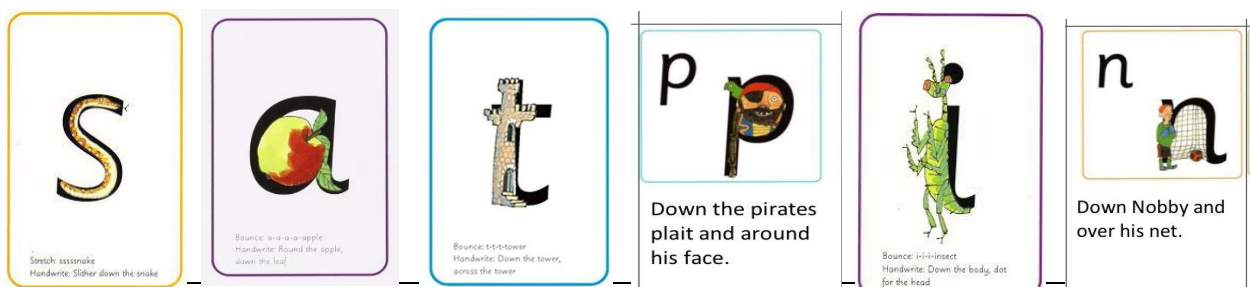


- Watch the Number blocks videos to continue becoming familiar with the numbers 1-6.

- 1 - <https://www.youtube.com/watch?v=7APNVVdrx5M>
- 2 - <https://www.youtube.com/watch?v=JCUGLyVkmIM>
- 3 - <https://www.youtube.com/watch?v=Bkufsme9qiA>
- 4 - <https://www.youtube.com/watch?v=ZOFZI7LcGMQ>
- 5 - <https://www.youtube.com/watch?v=cDjb7BIT9I0>
- 6 - <https://www.youtube.com/watch?v=xZ9QSeqk2Vc>

Phonics

- Continue to practise the letters you have learnt so far. Lots of repetition and practise will help improve your letter formation.



- Use the flashcards below (or make your own) to practise saying the sound of each letter. Can you remember them all? Lots of repetition and practice will help you learn and remember them.
- Can you think of words beginning with the sounds you have learnt? Say them aloud to an adult. “p for pig” or “s for sock”.
- Using your flashcards, can you arrange the letters to make a short word? Words such as s-a-t or t-a-p
Continue to rearrange the letters to make new words. How many words can you make? Can you write them down in a list?
- Use the board below to play ‘roll a sound’. Roll the dice and find the number it lands on at the top of the grid. Read aloud the row of letters in the column beneath your number.

Understanding the World

- Rainy day play! Wait for a rainy day and go for a walk. Make sure you have your raincoat and wellies on! Splash in puddles and try to catch the rain. Can you catch a raindrop in your hand? Can you find a big, small, wide or deep puddle?
- Look at the changes after it rains. What happens to the ground when it rains? Does it change colour? What happens to the puddles? Where do they go? Why do you think this happens?
- With the help of an adult, make some ice cubes. Pour water into ice cube trays. What happens when you leave them out in a warm room? Why does this happen? What do we call this?
- Place some of your ice cubes in a bucket or tray. With adult supervision, sprinkle some salt on to them. Add a little more. What happens? Can you see anything changing?

Creative

- Can you make your ice cubes look a little different by adding food colouring to the water? You could use glitter to make sparkly ice cubes!
- Try making some fruit lollies with a parent. Use a lollipop mould and add water with fresh fruit or juice and then place them in the freezer.
- Parents! We need your help for this one! Place some small toys or waterproof items into a bowl. Fill with water and then place in the freezer. Once solid, encourage your children to help ‘rescue’ the toys from the iceberg by sprinkling it with salt or squirting it with warm water. Encourage them to talk about what they can see.



Writing and Reading

For a child friendly version of explaining what is happening at the moment you could share the books below. Please visit:

<https://nosycrow.com/wp-content/uploads/2020/04/Coronavirus-A-Book-for-Children.pdf>

Practise 'air writing' some new sounds. Use the website below to watch some sky writing to show you the correct formation.

<http://www.ictgames.com/mobilePage/skyWriter/index.html>

Oxford Owl - <https://www.oxfordowl.co.uk/for-home/find-a-book/library-page/>

Book trust - <https://www.booktrust.org.uk/books-and-reading/have-some-fun/storybooks-and-games/>

Letters & Sounds - <http://www.letters-and-sounds.com/phase-1-games.html>

Phonics Play - www.phonicsplay.co.uk **Username: march20 Password: home**

<https://www.teachyourmonstertoread.com/>

Collins- <https://collins.co.uk/pages/big-cat-ebooks>

Twinkl- <https://www.twinkl.co.uk/resources/literacy/reading/reading-ebooks>

Keep active!

<https://www.thebodycoach.com/blog/pe-with-joe-1254.html> - 9am PE with Joe Wicks

This Girl Can - Disney Workouts - <https://www.thisgirlcan.co.uk/activities/disney-workouts/>

<https://www.youtube.com/watch?v=9JI01thiHYI>

<https://www.qonoodle.com/>

Phase Two Grapheme/Phoneme Flashcards

s

a







t

p

i

n

Phase 2 SATPIN – Roll a Sound



s	a	t	p	i	n
a	t	s	i	n	p
i	p	n	s	t	a
t	s	a	n	p	i
n	i	p	t	a	s

1

2

3

4

5

6

7

8

9

10
