

# Transition to Reception

The Avenue Primary School



# Meet the team



Mrs Watson – Head Teacher

Miss Booth – Deputy Head Teacher/ Teacher

Miss Walker – Reception Teacher

Miss Hewitt – Reception Teacher

Mrs Stone – Nursery Nurse

Mrs Walpole -Teaching Assistant

Mrs Zimmerman - 1:1 Teaching Assistant

Mrs Spry – 1:1 Teaching Assistant



Children are assessed  
against the  
**7 Areas of Learning**

# 7 Areas of Learning



## 1. Personal, Social and Emotional Development

Making Relationships

Self-Confidence and Self-Awareness

Managing Feelings and Behaviour

# 7 Areas of Learning



## 2. Communication and Language


Listening and Attention  
Understanding  
Speaking

# 7 Areas of Learning



## 3. Physical Development

Moving and Handling  
Health and Self-Care

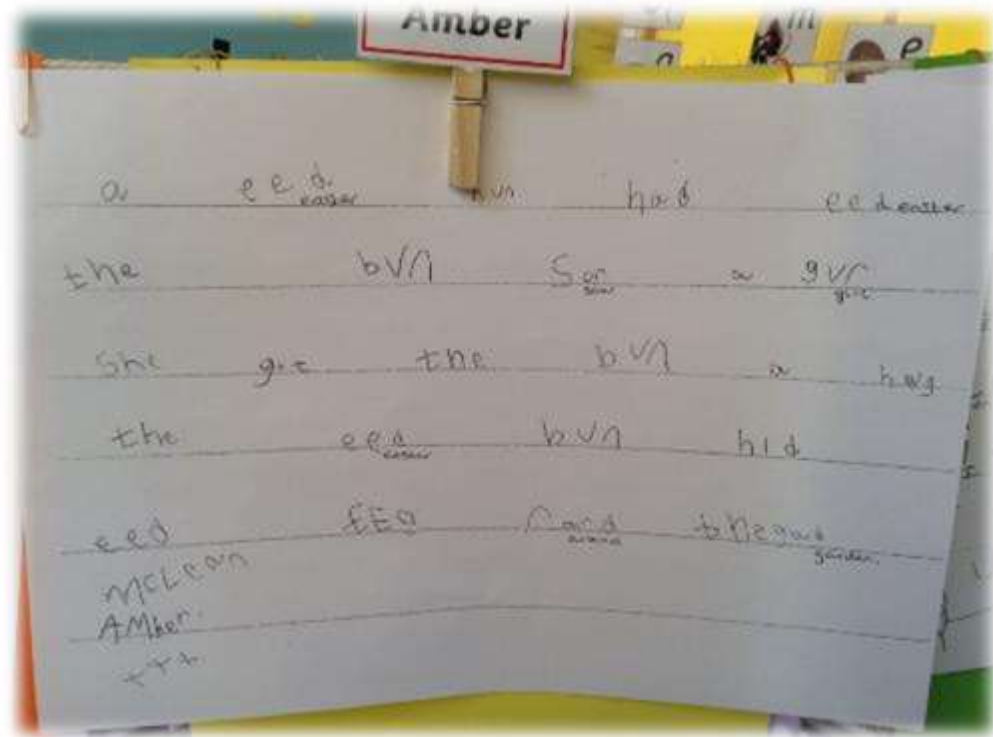


# 7 Areas of Learning



## 4. Literacy

Reading  
Writing





# 7 Areas of Learning



## 5. Mathematics



Numbers  
Shape, Space and Measure





# 7 Areas of Learning



## 6. Understanding the World

People and Communities  
The World  
Technology



# 7 Areas of Learning



## 7. Expressive Arts and Design

Exploring and Using Media and Materials

Being Imaginative



# Characteristics of Learning



## **Playing and Exploring**

- Finding out and exploring
- Playing with what they know
- Being willing to have a go

## **Active Learning**

- Being involved and concentrating
- Keeping on trying
- Enjoying achieving what they set out to do

## **Creating and Thinking Critically**

- Having their own ideas
- Making Links
- Choosing ways to do things

# Cornerstones Curriculum



We cover six topics throughout the year following this scheme. The topics set the theme for the learning and activities in the classroom.

The topics are also linked to homework activities, trips and visitors.

Our first topic: **‘Do you want to be friends?’**

# Stay and Play



Once a term we will invite you into the classroom for 'Stay and Play'. This will be an opportunity to look at your child's work and spend time completing activities in the classroom together.



# Stay and Play dates



Wednesday 16<sup>th</sup> October at 1:30

Thursday 2<sup>nd</sup> April at 1:30


Tuesday 19<sup>th</sup> May at 1:30



# Home Reading



Your child will get a reading book to bring home with a reading log. This book will support your child's learning in Phonics. The reading book and reading log need to be brought into school every day for reading in the classroom.

Date	Book and page number	Comments
22.05 ✓	The Smartest Giant in Town	Read the list of items the giant bought and the letter at the end of the story. Well done Will!
23.5	Looking after Gran. to pg 9	Well done Will. Your fluency and understanding is really coming along! Miss James.
23.05 ✓	Looking after Gran	pg 9 to end Great reading Will! You even remembered the tricky word 'thought' by the end of the story.
24.05 ✓	Seasick	 Great fluency tonight Will!
25.05 ✓	Looking after Gran	Well done Will!

Tricky words, or words to practise


New sounds I have spotted (e.g. night rain)




# Reading sticker chart



Your child will receive a sticker each day they read at home.


- Bronze award - 50 reads by Christmas
- Silver award - 100 reads by Easter
- Gold award - 150 reads by Summer (end of July)

Each time your child achieves an award they choose a book to take home from our fabulous library. However there are strict cut off points at the end of each term to encourage children to achieve 150 reads by summer.

If your child read more than 150 times they also have the opportunity to achieve certificates for up to 400 reads.

\*Reading at school does not count, this is an incentive to encourage reading at home.

# Sticker Chart



=



# Home Reading



From the first week of September your child will bring home books with sentences in for **you** to read to your child for the first couple of weeks.

Then they will bring home a book without any words in.

Then they will move onto our reading scheme with words which match their phonetic sounds which they are learning.

# Home Reading



Inside your child's reading log please sign and date every time they read at home (even throughout the school holidays) This will ensure we know when a book needs changing and how many stickers to update the chart with. Do not feel you need to comment every time, only if you feel there is something we need to know.

**Please be aware that 1 sticker will only be given per day.**

To begin with books will be changed on a Monday and a Thursday.  
This will increase as the year goes on.

# Project Homework



A set of activities based around the current topic. You and your child choose which task to complete each week.

Homework packs to support children's learning. These will include a range of flashcards and other resources. Packs are sent home during some school holidays for you to complete with your child.

# Golden Rules



Do look after our property

Do be kind and gentle

Be honest

Do listen to others

Do not speak to people in a disrespectful way

Do work hard

# Behaviour Policy



**Red card**

**Yellow card**

First - verbal warning

Yellow card – following on from a verbal warning

Red card – Stage 1

Stage 2 – time out in parallel Reception class

Stage 3 – Time out in Nursery



# Marvellous Me



A fantastic way for us to communicate with you about your child's learning.

We will update you on 'new' learning, send you photos and celebrate your child's achievements.

We also send reminders e.g. school trip on Tuesday.

Make sure you sign the Marvellous Me permission form and return to the office.

# Daily Timetable



8:50 Doors Open

9:00 Register

9:10 Phonics

9:30 Area time

10:20 Literacy

10:40 Playtime

11:00 Maths

11:20 Daily run followed by dough disco / handwriting

11:55 Lunchtime

1:00 Topic focus

1:20 Area time

2:50 Story / singing

3:05-3.15 Doors open

**Challenges**

# School Rewards



**House point system** – The children receive house points throughout the week for good work, good behaviour, manners etc. They go into a pot and one name is picked out during celebration assembly on a Friday. The lucky child selects a prize!

**Reading Challenge** – mentioned earlier.

**Star of the week** – one child from each class will receive this award in the weekly celebration assembly on a Friday. The children can only be eligible for this award if they have read 4x in the week, had full attendance, perfect behaviour and worn the correct school uniform.

**Star writer of the week** - one child from each class will receive this award in the weekly celebration assembly on a Friday.

# How can I prepare my child for Reception?



Develop independence by:

**Encouraging your child to get dressed and undressed** so that they find changing for P.E. much easier (consider carefully what you dress your child in on P.E days at the start of the year)

**Please name everything** including shoes. The children are not allowed to wear earrings for P.E.

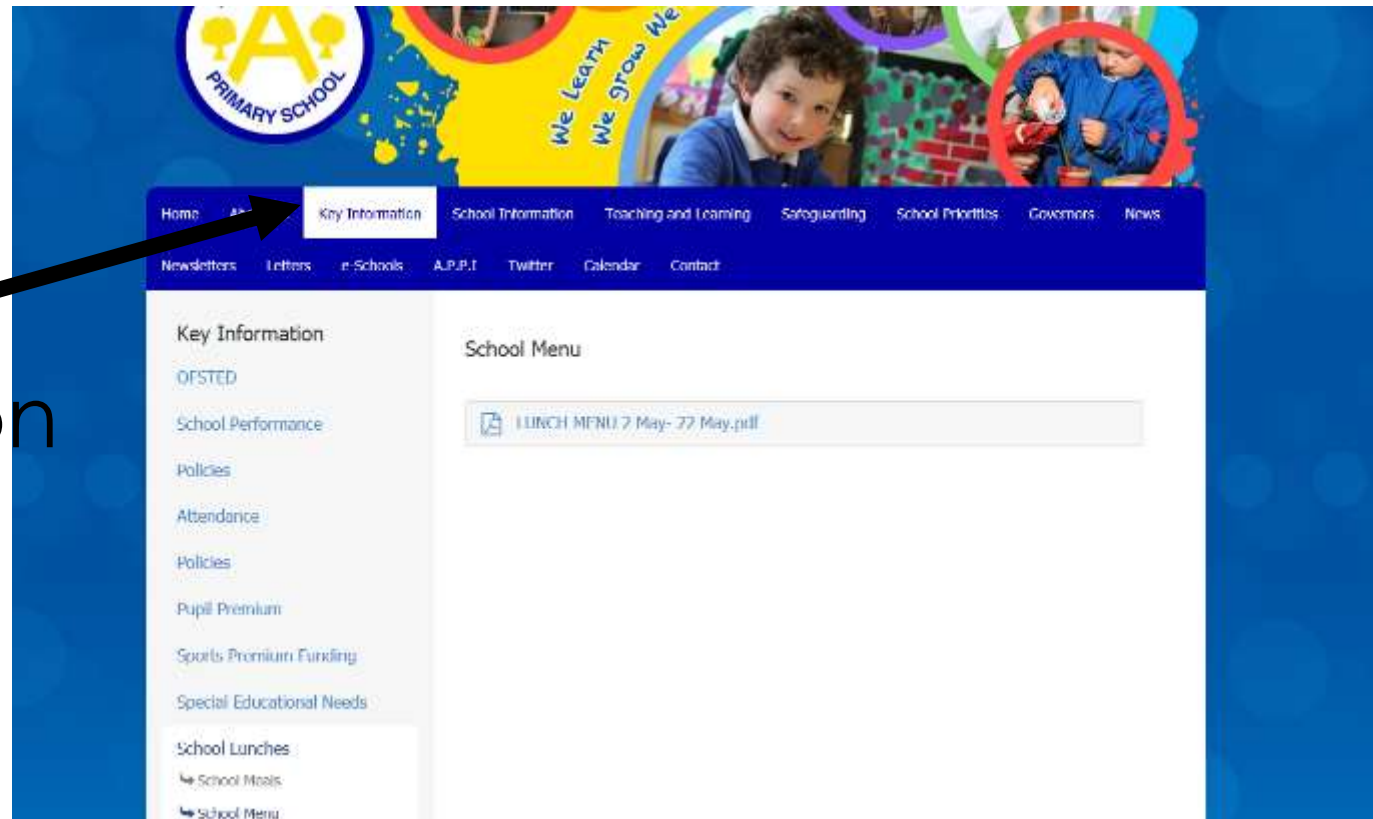
When you buy your child's new **winter coat** give them some time to practise **taking it on and off and practise fastening it up.**

The children have snack daily at playtime (apples, pears, carrots, satsumas, bananas) If your child doesn't eat fruit think about encouraging this over the summer as they will get peckish throughout the morning!

# School Lunches



A menu can be found on the school website.



key information  
tab

# Reminders



**Please leave your child's P.E. kit on their peg** throughout the half-term. We have a set P.E. day but sometimes things come up and we have to change our P.E. slot for the week. This will ensure that nobody ever misses out.

The children will continue to have access to the **outdoor area**. Please ensure they bring a coat and suitable footwear for using it.

As in Nursery we have a **contribution tin** which will go towards classroom resources.

We have a school **twitter** feed which we update with photographs and information.

The children are able to bring a water bottle. **Water only, no juice**. Daily water challenge.

**Cloak room independence.**

**Party list of children's first names.** Please let us know if you object to this.

**Wow moment templates are in the cloakrooms (to be completed at home)**